

## CL-100A - Centre Lathe

Ø660 x 3000mm Turning Capacity - Ø105mm Spindle Bore  
 BONUS TOOLKIT: Turning & Parting Kit & 5MT Live Centre  
 Also Includes Digital Readout System, Quick Change Toolpost &  
 Taper Turning Attachment

**105mm Bore & 400mm Wide Bed**



**Back In Stock Soon**

Ex GST

Inc GST

**\$33,950.00    \$37,345.00**

ORDER CODE:	L628D
MODEL:	CL-100A
Swing Over Bed (mm):	660
Distance Between Centres (mm):	3000
Spindle Bore (mm):	105
Swing In Gap (mm):	900
Swing Over Cross-slide (mm):	440
Digital Readout System Fitted:	Yes
Quick Change Toolpost Fitted:	Yes
Leadscrew Covers Fitted:	Yes
Taper Turning Attachment:	Yes
Coolant System:	Yes
Tool Height To Suit (mm):	25
Centre Height (mm):	330
Spindle Nose Size or Type:	D1-8 Camlock
Bed Width (mm):	400
Headstock Spindle Taper (MT):	7
Tailstock Taper (MT):	5
Cross Slide Travel (mm):	368
Compound Slide Travel (mm):	230
Leadscrew Type:	Metric
Metric Cross Feed (X-Axis) (mm/rev):	0.044 - 1.48
Imperial Cross Feed (X-Axis) (inch/rev):	~
Metric Longitudinal Feed (Z-Axis) (mm/rev):	0.022 - 0.74
Imperial Longitudinal Feed (Z-Axis) (inch/rev):	~
Metric Thread Steps & Pitch (No. / mm):	54 (0.45 - 120)
Imperial Thread Steps & TPI (No. / TPI):	54 (7/16 - 80)
3 Jaw Chuck Diameter (mm):	325
4 Jaw Chuck Diameter (mm):	400
Spindle Steps / Speeds (No. / rpm):	16 (25 - 1600)
Motor Power (kW / hp):	7.5 / 10
Voltage / Amperage (V / amp):	415
Nett Weight (kg):	3700

### Features

- 2 Axis digital readout system
- Taper turning attachment fitted to saddle
- Triple bearings supporting headstock spindle
- Spindle clutch to allow operator to switch between forward & reverse without shutting motor down
- Quick change toolpost with additional holders
- Adjustable taper roller bearings providing spindle accuracy
- Precision 'V'-beds & headstock gears are all hardened & ground
- Multiple discs forward and reversing clutch system
- Overload protection on drive motor and coolant system
- Universal enclosed gearbox incorporating metric & imperial thread capabilities
- Foot operated spindle brake with safety cut out switch
- X & Z axis rapid traverse selection lever incorporated on the saddle @ 4.5m/min
- 400mm wide induction hardened heavy duty cast iron bed
- Removable gap bed allowing work piece to swing up to 900mm
- Adjustable micro saddle length stop for repetition work
- Cross slide handle disengages when auto feed is used
- Saddle hand wheel disengages when auto feed is used
- Adjustable clutch for auto feeds protects machine from overloading during machining
- Chuck guard fitted with safety micro switch

## Product Brochure For L628D

- Micro switch on side access door
- Powered longitudinal and cross feeds
- Metric / imperial calibrated feed dials
- Coolant system with flexible hose enabling flow control & direction
- Oil sight glass for head stock and gearbox & apron
- Lubrication pump on saddle oiling slides
- Low voltage halogen work light
- D1-8 camlock spindle for quick chuck removal
- 16 spindle speeds 25-1600rpm
- Large 105mm spindle bore
- 7.5kW / 10HP 415V main motor

### Includes

- BONUS TOOLKIT: Turning & Parting Kit & 5MT Live Centre
- 2 Axis digital readout system
- Taper turning attachment
- Leadscrew covers
- 325mm 3-jaw chuck with reverse jaws
- 400mm 4-jaw chuck
- Face plate
- Ø20 - Ø190mm fixed steady with roller bearings
- Ø190 - Ø380mm fixed steady with roller bearings
- Travelling steady
- Dead centres
- Thread chasing dial
- Foot brake
- Coolant system
- Work light
- Rear splash guard
- Spindle reducing bush

### Specific Features




Front View




Digital Readout



Quick Change Toolpost



Taper Turning Attachment



Leadscrew Covers



Rapid Traverse Selection Lever On Saddle



Head Stock



Spindle Speed Controls



Spindle Speeds



Gearbox Controls



Feed Charts




Thread Charts



Chuck Guard



Removable Bed



Micro Adjustable Saddle Stop



Ground and Hardened Bed



3 Point Fixed Steady



2 Point Travelling Steady



Foot Brake



Saddle Left View




Saddle Front View



Saddle Right View



Coolant Nozzle And Worklight




Compound Slide

Product Brochure For L628D



Compound Slide Dial



Compound Slide Angle Scale



Cross Slide Dial



Power Control Panel On Saddle




Saddle Hand Wheel



Saddle Dial



One Shot Lubrication



Thread Chasing Dial



Spindle Engage Lever



Tailstock



Tailstock Rear View

**Recommended Accessories**

**L296**  
 Quick Change Toolpost



**L048**  
 Right Hand Turning Tool Holder



**L049**  
 Left Hand Turning Tool Holder



**L041**  
 Right Hand Turning Tool Holder



**L042**  
 Left Hand Turning Tool Holder



**L453**  
 Lathe Turning Tool Kit - 3 piece  
 Insert Type



**L459**  
 Lathe Threading Tool Kit - Insert  
 Type



**L467**  
 Professional Lathe Parting Tool  
 Kit - Insert Type



Product Brochure For L628D

**C047**  
 5MT Pipe Centre - 70° Cone



**C290**  
 Heavy Duty Drill Chuck - Keyed Type



**C294**  
 Industrial Drill Chuck - Keyless Type



**D454A**  
 4MT x JT3 Drill Chuck Arbor



**D425**  
 Drill Sleeve - Morse Taper



**D424**  
 Drill Sleeve - Morse Taper



**D422**  
 Drill Sleeve - Morse Taper



**S090A**  
 Soluble Metal Cutting Fluid - 1 Litre



**S090**  
 Soluble Metal Cutting Fluid - 5 Litre



**S076**  
 Cutting Tool Lubricant Fluid - 500ml



**S077**  
 Drilling, Tapping & Cutting Tool Lubricant Spray - 400g



**S075**  
 Cutting Tool Lubricant Paste - 200g



Product Brochure For L628D

S074

Cutting Tool Lubricant Paste - 500g



S091

Soluble Metal Cutting Fluid - 20 Litre



G666

Lathe Leadscrew Cover Kit



A358

Sky Hook Lifting Device



A358A

Chuck Hook



L300

Magnetic Swarf Remover



M9991

Magnetic Floor Sweeper




M800

Rubber Mat - Anti-Fatigue



M805

Rubber Mat - Anti-Fatigue



O000

SpillFix Universal Organic Absorbent



O000A

Natural Zeolite Absorbent



O043

Rust & Corrosion Preventive - Penetrant & Lubricant



Product Brochure For L628D

O042

General Purpose Lubricant & Corrosion Inhibitor



O040

Rust & Corrosion Preventive - Penetrant & Lubrication



O044

Rust & Corrosion Preventive - Penetrant & Lubrication

