

## Product Brochure For L564E

### AL-356 - Centre Lathe

Ø356 x 1000mm Turning Capacity - Ø51mm Spindle Bore  
 Includes Digital Readout System & Quick Change Toolpost

**Ex GST**  
**\$8,690.00**

**Inc GST**  
**\$9,559.00**



ORDER CODE:	L564E
MODEL:	AL-356
Swing Over Bed (mm):	356
Distance Between Centres (mm):	1000
Spindle Bore (mm):	51
Swing In Gap (mm):	476
Swing Over Cross-slide (mm):	224
Digital Readout System Fitted:	Yes
Quick Change Toolpost Fitted:	Yes
Leadscrew Covers Fitted:	Yes
Taper Turning Attachment:	-
Coolant System:	Yes
Tool Height To Suit (mm):	16
Centre Height (mm):	178
Spindle Nose Size or Type:	D1-5 Camlock
Bed Width (mm):	187
Headstock Spindle Taper (MT):	6
Tailstock Taper (MT):	4
Cross Slide Travel (mm):	160
Compound Slide Travel (mm):	68
Leadscrew Type:	Metric
Metric Cross Feed (X-Axis) (mm/rev):	0.022 - 0.298
Imperial Cross Feed (X-Axis) (inch/rev):	~
Metric Longitudinal Feed (Z-Axis) (mm/rev):	0.078 - 1.044
Imperial Longitudinal Feed (Z-Axis) (inch/rev):	~
Metric Thread Steps & Pitch (No. / mm):	32 (0.45 - 10)
Imperial Thread Steps & TPI (No. / TPI):	20 (2-1/4 - 40)
3 Jaw Chuck Diameter (mm):	200
4 Jaw Chuck Diameter (mm):	200
Spindle Steps / Speeds (No. / rpm):	16 (35 - 1900)
Motor Power (kW / hp):	1.8 / 2.4
Voltage / Amperage (V / amp):	415
Nett Weight (kg):	650

### Features

- 2 Axis digital readout system
- Quick change toolpost with 4 holders
- Concertina leadscrew cover
- Gear drive headstock for quick change of spindle speeds
- Precision 'V'-beds are hardened and ground, incorporating a rigid webbed casting
- Low voltage work light
- Foot operated spindle brake with safety cut out switch
- Slide out front swarf tray for easy cleaning
- Change gears for metric and imperial thread cutting
- Oil sight glass for head stock and gearbox
- Adjustable taper roller bearings support the spindle
- Inching button is incorporated on the control panel for convenient spindle speed selection
- Enclosed quick action gearbox for thread cutting and auto feeding
- Powered longitudinal and cross feeds
- D1-5 camlock spindle for quick chuck changes and safe reverse-direction turning. ISO standard
- Removable gap bed-way for larger diameter jobs
- Dual calibrated dials (except for saddle hand-wheel)
- Chuck & change gear guards are fitted with micro switches
- Coolant system with flexible hose
- Slide out swarf tray

## Product Brochure For L564E

### Includes

- 2 Axis digital readout system
- Concertina leadscrew covers
- Slide out front swarf tray
- Quick change tool-post with 4 holders
- 200mm 3-jaw chuck with reverse jaws
- 200mm 4-jaw chuck
- Face plate
- Fixed steady
- Travelling steady
- Change gears
- Dead centres
- Thread-chasing dial
- Work light
- Cast iron stand
- Rear splash guard & swarf tray
- Tool box
- Instruction booklet

### Specific Features



2 Axis Digital Readout



Spindle Speed Selectors



Headstock Controls



Gearbox Feed Dials

		leadscrew threads: 4mm							
		a			b				
		30T			40T				
LEVER		4	1	4	2	3	1	3	3
		T	T	R	S	S	U	R	U
A	D	10	8.0	7.5	6.0	5.6	4.8	4.5	3.6
B	D	5.0	4.0	3.75	3.0	2.8	2.4	2.25	1.8
A	C	2.5	2.0	1.875	1.5	1.4	1.2	1.125	0.9
B	C	1.25	1.0	0.9375	0.75	0.7	0.6	0.5625	0.45

Metric Thread Chart

		leadscrew threads: 4mm					
		a			b		
		40T			40T		
LEVER		1	2	1	3	3	
		T	S	U	R	U	
A	D	2 1/4	3	3 3/4	4	5	
B	D	4 1/2	6	7 1/2	8	10	
A	C	9	12	15	16	20	
B	C	18	24	30	32	40	

Imperial Thread Chart

		Cross screw threads: 2.5mm			
		a			
		30T			
LEVER		OT	OS	OR	OU
A	D	1.044	0.975	0.783	0.627
B	D	0.289	0.278	0.224	0.179
A	C	0.522	0.487	0.392	0.313
B	C	0.149	0.139	0.112	0.089
A	D	0.261	0.244	0.196	0.157
B	D	0.075	0.070	0.056	0.045
A	C	0.131	0.122	0.098	0.078
B	C	0.037	0.035	0.028	0.022

Longitudinal and Cross feed Chart

		INDICATOR TABLE					
		mm					
		0.45	0.6	1.5	3.0	4.5	6.0
27T	scale	1/59					
38T	scale	0.7		3.5		8.0	
30T	scale	1.25		2.5		5.0	
OT	scale	1/35/7/9/11					
	mm	1.0		2.0		4.0	
	scale	1/10					

Indicator Table For Thread Chasing




3 Jaw Chuck and Safety Guard



Quick Change Toolpost



Swivel Compound Table




Fixed and Travelling Steadies

Product Brochure For L564E




Light and Coolant




Saddle Right View



Feed And Screw Cutting Lever



Saddle Front View



Spindle Engagement Lever



Thread Chasing Dial



Cross Feed Handwheel



Saddle Feed Handwheel



Compound Slide Handle




Leadscrew Covers



Tailstock




Tailstock Quill Graduations



Adjustable Tailstock



Tail Stock Feed Handwheel



Induction Hardened Bed Ways



Slideout Swarf Tray

Product Brochure For L564E



2 Speed Switch

**Recommended Accessories**

L277  
 Vertical Mill Slide



L017  
 Right Hand Turning Tool Holder



L018  
 Left Hand Turning Tool Holder



L044  
 Right Hand Turning Tool Holder



L045  
 Left Hand Turning Tool Holder



L0077  
 Lathe Turning Tool Kit - 7 piece  
 Insert Type



L451  
 Lathe Turning Tool Kit - 3 piece  
 Insert Type



L465  
 Professional Lathe Parting Tool  
 Kit - Insert Type



Product Brochure For L564E

**L457**  
 Lathe Threading Tool Kit - Insert Type



**L076**  
 Knurling Tool Holder Kit



**C054**  
 4MT Live Centre



**C046**  
 4MT Pipe Centre - 70° Cone



**C290**  
 Heavy Duty Drill Chuck - Keyed Type



**C294**  
 Industrial Drill Chuck - Keyless Type



**D454A**  
 4MT x JT3 Drill Chuck Arbor



**D1272**  
 Metric Precision HSS Drill Set - 25 Piece



**D1282**  
 Imperial Precision HSS Drill Set - 29 Piece



**D126**  
 Metric Precision HSS Drill Set - 170 Pieces



**S090A**  
 Soluble Metal Cutting Fluid - 1 Litre



**S090**  
 Soluble Metal Cutting Fluid - 5 Litre



Product Brochure For L564E

S076

Cutting Tool Lubricant Fluid - 500ml



S077

Drilling, Tapping & Cutting Tool Lubricant Spray - 400g



S075

Cutting Tool Lubricant Paste - 200g



S074

Cutting Tool Lubricant Paste - 500g



S091

Soluble Metal Cutting Fluid - 20 Litre



G659

Lathe Leadscrew Cover Kit - Concertina




G660

Lathe Leadscrew Cover Kit




L341

Fitting and Machining Technical Book



L3455

Professional Sheet Metal Fabrication Book



L300

Magnetic Swarf Remover



M9991

Magnetic Floor Sweeper




M800

Rubber Mat - Anti-Fatigue



Product Brochure For L564E

**M805**  
 Rubber Mat - Anti-Fatigue



**O000**  
 SpillFix Universal Organic Absorbent



**O000A**  
 Natural Zeolite Absorbent



**O043**  
 Rust & Corrosion Preventive - Penetrant & Lubrication



**O042**  
 General Purpose Lubricant & Corrosion Inhibitor



**O040**  
 Rust & Corrosion Preventive - Penetrant & Lubrication



**O044**  
 Rust & Corrosion Preventive - Penetrant & Lubrication

