

Product Brochure For W846

hf-50 - Bench Top Router

1500W motor
 Variable Speed (11,500 ~ 24,000rpm)



Back In Stock Soon

Ex GST	Inc GST
\$500.00	\$550.00

ORDER CODE:	W846
MODEL:	hf-50
Table Size (mm):	610 x 360
Table Size with Extensions (mm):	1030 x 360
Variable Speed (rpm):	11500 - 24000
Spindle Height Adjustment (mm):	0 - 40
Dust Chute Diameter (mm):	Ø100
Motor Power (kW / hp):	1.5 / 2
Voltage / Amperage (V / amp):	240 / 10
Floor Space (W x D x H) (mm):	1045 x 370 x 420
Nett Weight (kg):	32



Description

This machine is suitable for all home wood workers, home user enthusiasts and craftsmen. For real convenience, the hf50 is compact and unobtrusive - ideal for bench top use in the home workshop.

Features

- German design & technology
- Cast iron bench top with 2 x table width extensions
- Cast iron table size 610 x 360mm (1030 x 360mm with extension tables)
- Powerful 1500W brush type 240V motor
- Variable speed 11,500 - 24,000rpm
- Adjustable spindle height 0 - 40mm
- Easy access spindle lock for quick action cutter change
- Magnetic switch with thermal overload reset button
- 100mm dust chute
- Fine adjustment aluminium fence
- Comes with 1/4" & 1/2" collets
- Includes mitre guide, spindle guard, 2 x collets, 2 x push blocks and spanners

Includes

- Mitre guide
- 1/4" & 1/2" collets
- 2 x push blocks
- Spindle guard
- Spanners

Product Brochure For W846

Specific Features




Left View



Front View



Rear View




Spindle Height Adjustment

Stufe step	Drehzahl speed 1/min.	Stufe step	Drehzahl speed 1/min.
1	8.000	4	18.000
2	11.000	5	21.000
3	15.000	6	24.000

Speed Chart



Speed Dial and Switch



Spindle




Ruler Guide



Mitre Guide



Guides



Spindle Guard



Spindle Guard



2 x Push Blocks



Top Clamp



Top Clamp Rear View



Includes 1/4" & 1/2" Collets



Parts

Recommended Accessories

W309

Safety Push Blocks & Stick Set



W810

Universal Tool Stand



W886

Dust Collector

