

## AL-356V - Centre Lathe

Ø356 x 1000mm Turning Capacity - Ø51mm Spindle Bore  
 Includes Digital Readout System, Quick Change Toolpost & Electronic  
 Variable Speed With Digital Readout

**Back In Stock Soon**

Ex GST

Inc GST

**\$9,450.00**

**\$10,395.00**



ORDER CODE:	L565D
MODEL:	AL-356V
Swing Over Bed (mm):	356
Distance Between Centres (mm):	1000
Spindle Bore (mm):	51
Swing In Gap (mm):	476
Swing Over Cross-slide (mm):	224
Digital Readout System Fitted:	Yes
Quick Change Toolpost Fitted:	Yes
Leadscrew Covers Fitted:	Yes
Taper Turning Attachment:	~
Coolant System:	Yes
Tool Height To Suit (mm):	16
Centre Height (mm):	178
Spindle Nose Size or Type:	D1-5 Camlock
Bed Width (mm):	187
Headstock Spindle Taper (MT):	6
Tailstock Taper (MT):	4
Cross Slide Travel (mm):	160
Compound Slide Travel (mm):	68
Leadscrew Type:	Metric
Metric Cross Feed (X-Axis) (mm/rev):	0.022 - 0.298
Imperial Cross Feed (X-Axis) (inch/rev):	~
Metric Longitudinal Feed (Z-Axis) (mm/rev):	0.078 - 1.044
Imperial Longitudinal Feed (Z-Axis) (inch/rev):	~
Metric Thread Steps & Pitch (No. / mm):	36 (0.45 - 10)
Imperial Thread Steps & TPI (No. / TPI):	20 (2-1/4 - 40)
3 Jaw Chuck Diameter (mm):	200
4 Jaw Chuck Diameter (mm):	200
Spindle Steps / Speeds (No. / rpm):	Variable (40 - 1800)
Motor Power (kW / hp):	1.5 / 2
Voltage / Amperage (V / amp):	240 / 10
Nett Weight (kg):	650

### Features

- 2 Axis digital readout system
  - Quick change toolpost with 4 holders
  - Concertina leadscrew cover
  - Electronic infinitely variable inverter spindle speed with digital readout
  - Gear drive headstock for quick change of spindle speeds
  - Precision 'V'-beds are hardened and ground, incorporating a rigid webbed casting
  - Adjustable spindle bore bar support mechanism
  - Slide out swarf tray with handle
  - Headstock protection rubber matt
  - Low voltage work light
  - Foot operated cut out safety switch for electric motor
  - Slide out front swarf tray for easy cleaning
  - Change gears for metric and imperial thread cutting
  - Oil sight glass for head stock and gearbox
  - Adjustable taper roller bearings support the spindle
  - Inching button is incorporated on the control panel for convenient spindle speed selection
  - Enclosed quick action gearbox for thread cutting and auto feeding
  - Powered longitudinal and cross feeds
- D1-5 camlock spindle for quick chuck changes and safe reverse-direction turning. ISO standard

## Product Brochure For L565D

- Removable gap bed-way for larger diameter jobs
- Dual calibrated dials (except for saddle hand-wheel)
- Chuck & change gear guards are fitted with micro switches
- Coolant system with flexible hose
- Slide out swarf tray

### Includes

- 2 Axis digital readout system
- Concertina leadscrew covers
- Slide out front swarf tray
- Quick change tool-post with 4 holders
- 200mm 3-jaw chuck with reverse jaws
- 200mm 4-jaw chuck
- Face plate
- Fixed steady
- Travelling steady
- Change gears
- Dead centres
- Thread-chasing dial
- Work light
- Cast iron stand
- Rear splash guard & swarf tray
- Tool box
- Instruction booklet

### Specific Features




Front View



Left View



2 Axis Digital Readout



Quick Change Toolpost



Headstock Controls



Spindle Speed Controls




Longitudinal and Cross Feed Chart And Metric Thread Chart



Gearbox Feed Controls



Product Brochure For L565D



Imperial Thread Chart and Indicator Table



Digital Spindle Speed Readout



Rubber Matt Protector



3 Jaw Chuck and Safety Guard



Spindle Bore Bar Support



Adjustable Bar Support Mechanism



Fixed and Travelling Steadies



Light and Coolant



Thread Chasing Dial



Swivel Compound Table



Cross Feed Handwheel



Saddle Feed Handwheel



Automatic Feed and Thread Cutting Levers



Tailstock




Adjustable Tailstock



Tail Stock Feed Handwheel

Product Brochure For L565D



Induction Hardened Bed Ways



Leadscrew Covers



Slide Out Swarf Tray



Inverter Drive

**Recommended Accessories**

L277

Vertical Mill Slide



L017

Right Hand Turning Tool Holder



L018

Left Hand Turning Tool Holder



L044

Right Hand Turning Tool Holder



L045

Left Hand Turning Tool Holder



L0077

Lathe Turning Tool Kit - 7 piece Insert Type



L451

Lathe Turning Tool Kit - 3 piece Insert Type



L465

Professional Lathe Parting Tool Kit - Insert Type





Product Brochure For L565D

**L457**  
Lathe Threading Tool Kit - Insert Type



**L076**  
Knurling Tool Holder Kit



**C054**  
4MT Live Centre



**C046**  
4MT Pipe Centre - 70° Cone



**C290**  
Heavy Duty Drill Chuck - Keyed Type



**C294**  
Industrial Drill Chuck - Keyless Type



**D454A**  
4MT x JT3 Drill Chuck Arbor



**D1272**  
Metric Precision HSS Drill Set - 25 Piece



**D1282**  
Imperial Precision HSS Drill Set - 29 Piece



**D126**  
Metric Precision HSS Drill Set - 170 Pieces



**S090A**  
Soluble Metal Cutting Fluid - 1 Litre



**S090**  
Soluble Metal Cutting Fluid - 5 Litre



Product Brochure For L565D

S076

Cutting Tool Lubricant Fluid - 500ml



S077

Drilling, Tapping & Cutting Tool Lubricant Spray - 400g



S075

Cutting Tool Lubricant Paste - 200g



S074

Cutting Tool Lubricant Paste - 500g



S091

Soluble Metal Cutting Fluid - 20 Litre



G659

Lathe Leadscrew Cover Kit - Concertina




G660

Lathe Leadscrew Cover Kit




L341

Fitting and Machining Technical Book



L3455

Professional Sheet Metal Fabrication Book



L300

Magnetic Swarf Remover



M9991

Magnetic Floor Sweeper




M800

Rubber Mat - Anti-Fatigue



Product Brochure For L565D

**M805**  
 Rubber Mat - Anti-Fatigue



**O000**  
 SpillFix Universal Organic Absorbent



**O000A**  
 Natural Zeolite Absorbent



**O043**  
 Rust & Corrosion Preventive - Penetrant & Lubrication



**O042**  
 General Purpose Lubricant & Corrosion Inhibitor



**O040**  
 Rust & Corrosion Preventive - Penetrant & Lubrication



**O044**  
 Rust & Corrosion Preventive - Penetrant & Lubrication

