

## Product Brochure For L555D

### AL-346V - Centre Lathe

Ø330 x 1000mm Turning Capacity - Ø40mm Spindle Bore  
 Includes Digital Readout System, Quick Change Toolpost & Electronic  
 Variable Speed With Digital Display

**Ex GST**  
**\$7,790.00**

**Inc GST**  
**\$8,569.00**



ORDER CODE:	L555D
MODEL:	AL-346V
Swing Over Bed (mm):	330
Distance Between Centres (mm):	1000
Spindle Bore (mm):	40
Swing In Gap (mm):	450
Swing Over Cross-slide (mm):	200
Digital Readout System Fitted:	Yes
Quick Change Toolpost Fitted:	Yes
Leadscrew Covers Fitted:	Yes
Taper Turning Attachment:	-
Coolant System:	Yes
Tool Height To Suit (mm):	16
Centre Height (mm):	165
Spindle Nose Size or Type:	D1-4 Camlock
Bed Width (mm):	181
Headstock Spindle Taper (MT):	5
Tailstock Taper (MT):	3
Cross Slide Travel (mm):	160
Compound Slide Travel (mm):	85
Leadscrew Type:	Metric
Metric Cross Feed (X-Axis) (mm/rev):	0.013 - 0.31
Imperial Cross Feed (X-Axis) (inch/rev):	~
Metric Longitudinal Feed (Z-Axis) (mm/rev):	0.053 - 1.29
Imperial Longitudinal Feed (Z-Axis) (inch/rev):	~
Metric Thread Steps & Pitch (No. / mm):	32 (0.4 - 7)
Imperial Thread Steps & TPI (No. / TPI):	36 (4-60)
3 Jaw Chuck Diameter (mm):	160
4 Jaw Chuck Diameter (mm):	200
Spindle Steps / Speeds (No. / rpm):	Variable (70 - 2000)
Motor Power (kW / hp):	1.5 / 2
Voltage / Amperage (V / amp):	240 / 10
Nett Weight (kg):	636

### Features

- 2 Axis digital readout system
- Quick change toolpost with 4 holders
- Concertina leadscrew cover
- Electronic infinitely variable inverter spindle speed with digital display
- Gear drive headstock for quick change of spindle speeds
- Precision 'V'-beds are hardened and ground, incorporating a rigid webbed casting
- Adjustable spindle bore bar support mechanism
- Slide out swarf tray with handle
- Headstock protection rubber matt
- Low voltage LED work light
- Foot operated cut out safety switch for electric motor
- Slide out front swarf tray for easy cleaning
- Change gears for metric and imperial thread cutting
- Oil sight glass for head stock and gearbox
- Adjustable taper roller bearings support the spindle
- Inching button is incorporated on the control panel for convenient spindle speed selection
- Enclosed quick action gearbox for thread cutting and auto feeding
- Powered longitudinal and cross feeds
- D1-4 camlock spindle for quick chuck changes and safe reverse-direction turning. ISO standard
- Removable gap bed-way for larger diameter jobs
- Dual calibrated dials (except for saddle hand-wheel)

## Product Brochure For L555D

- Chuck & change gear guards are fitted with micro switches
- Coolant system with flexible hose

### Includes

- 2 Axis digital readout system
- Concertina leadscrew covers
- Slide out front swarf tray
- Quick change tool-post with 4 holders
- 160mm 3-jaw chuck with reverse jaws
- 200mm 4-jaw chuck
- Face plate
- Fixed steady
- Travelling steady
- Change gears
- Dead centres
- Thread-chasing dial
- LED work light
- Rear splash guard & swarf tray
- Tool box
- Instruction booklet

### Specific Features



Left View



2 Axis Digital Readout



Variable Speed Control with Digital Speed Display



Headstock



Headstock Controls




Spindle Speed High Low Lever

Position	BS	CA	C3	C2	A4	D2	E4	A2	E2
1	0.1	0.15	0.2	0.25	0.3	0.4	0.5	0.6	0.8
2	0.15	0.2	0.25	0.3	0.4	0.5	0.6	0.8	1.0
3	0.2	0.3	0.4	0.5	0.6	0.8	1.0	1.2	1.5
4	0.3	0.4	0.5	0.6	0.8	1.0	1.2	1.5	2.0
5	0.4	0.5	0.6	0.8	1.0	1.2	1.5	2.0	2.5
6	0.5	0.6	0.8	1.0	1.2	1.5	2.0	2.5	3.0
7	0.6	0.8	1.0	1.2	1.5	2.0	2.5	3.0	3.5
8	0.8	1.0	1.2	1.5	2.0	2.5	3.0	3.5	4.0
9	1.0	1.2	1.5	2.0	2.5	3.0	3.5	4.0	4.5
10	1.2	1.5	2.0	2.5	3.0	3.5	4.0	4.5	5.0
11	1.5	2.0	2.5	3.0	3.5	4.0	4.5	5.0	5.5
12	2.0	2.5	3.0	3.5	4.0	4.5	5.0	5.5	6.0
13	2.5	3.0	3.5	4.0	4.5	5.0	5.5	6.0	6.5
14	3.0	3.5	4.0	4.5	5.0	5.5	6.0	6.5	7.0
15	3.5	4.0	4.5	5.0	5.5	6.0	6.5	7.0	7.5
16	4.0	4.5	5.0	5.5	6.0	6.5	7.0	7.5	8.0
17	4.5	5.0	5.5	6.0	6.5	7.0	7.5	8.0	8.5
18	5.0	5.5	6.0	6.5	7.0	7.5	8.0	8.5	9.0
19	5.5	6.0	6.5	7.0	7.5	8.0	8.5	9.0	9.5
20	6.0	6.5	7.0	7.5	8.0	8.5	9.0	9.5	10.0

Metric Feed and Thread Chart

Position	A2	A3	C3	A3	C3	C3	A3	C3	A3	E2
1	0.1	0.15	0.2	0.25	0.3	0.4	0.5	0.6	0.8	1.0
2	0.15	0.2	0.25	0.3	0.4	0.5	0.6	0.8	1.0	1.2
3	0.2	0.3	0.4	0.5	0.6	0.8	1.0	1.2	1.5	2.0
4	0.3	0.4	0.5	0.6	0.8	1.0	1.2	1.5	2.0	2.5
5	0.4	0.5	0.6	0.8	1.0	1.2	1.5	2.0	2.5	3.0
6	0.5	0.6	0.8	1.0	1.2	1.5	2.0	2.5	3.0	3.5
7	0.6	0.8	1.0	1.2	1.5	2.0	2.5	3.0	3.5	4.0
8	0.8	1.0	1.2	1.5	2.0	2.5	3.0	3.5	4.0	4.5
9	1.0	1.2	1.5	2.0	2.5	3.0	3.5	4.0	4.5	5.0
10	1.2	1.5	2.0	2.5	3.0	3.5	4.0	4.5	5.0	5.5
11	1.5	2.0	2.5	3.0	3.5	4.0	4.5	5.0	5.5	6.0
12	2.0	2.5	3.0	3.5	4.0	4.5	5.0	5.5	6.0	6.5
13	2.5	3.0	3.5	4.0	4.5	5.0	5.5	6.0	6.5	7.0
14	3.0	3.5	4.0	4.5	5.0	5.5	6.0	6.5	7.0	7.5
15	3.5	4.0	4.5	5.0	5.5	6.0	6.5	7.0	7.5	8.0
16	4.0	4.5	5.0	5.5	6.0	6.5	7.0	7.5	8.0	8.5
17	4.5	5.0	5.5	6.0	6.5	7.0	7.5	8.0	8.5	9.0
18	5.0	5.5	6.0	6.5	7.0	7.5	8.0	8.5	9.0	9.5
19	5.5	6.0	6.5	7.0	7.5	8.0	8.5	9.0	9.5	10.0
20	6.0	6.5	7.0	7.5	8.0	8.5	9.0	9.5	10.0	10.5


Imperial Thread Chart and Metric Thread Chasing Table



Feed and Thread Gearbox



Safety Chuck Guard



40mm Spindle Bore with Material Support System




160mm 3 Jaw Chuck

Product Brochure For L555D



Quick Change Toolpost with 4 Holders



Saddle Left View




Saddle Front View




Saddle Right View




Worklight and Coolant Hose



Fixed and Travelling Steadies



Compound Slide




Swivel Compound Slide



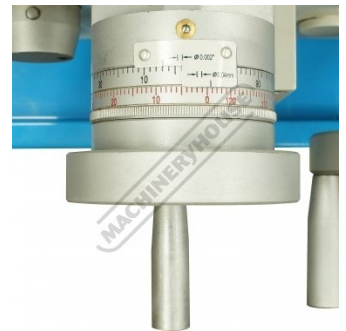
Thread Chasing Dial



Forward Reverse Spindle Lever



Cross Slide Hand Wheel



Compound Slide Hand Wheel



Saddle Hand Wheel



Feed & Thread Engagement Levers



Leadscrew Covers



Tailstock




Tailstock Quill



Tailstock Hand Wheel



Tailstock Horizontal Adjustment



Footbrake



Slide Out Swarf Tray



Induction Hardened Bedways

**Recommended Accessories**

**M002**

Steel Machine Mount & Rubber Insert



**C980**

5C Collet Lathe Adaptor



**L277**

Vertical Mill Slide



**L017**

Right Hand Turning Tool Holder



Product Brochure For L555D

**L018**  
 Left Hand Turning Tool Holder



**L044**  
 Right Hand Turning Tool Holder



**L045**  
 Left Hand Turning Tool Holder



**L0077**  
 Lathe Turning Tool Kit - 7 piece  
 Insert Type



**L451**  
 Lathe Turning Tool Kit - 3 piece  
 Insert Type



**L465**  
 Professional Lathe Parting Tool  
 Kit - Insert Type



**L457**  
 Lathe Threading Tool Kit - Insert  
 Type



**L076**  
 Knurling Tool Holder Kit



**C052**  
 3MT Live Centre



**C045**  
 3MT Pipe Centre - 70° Cone



**C290**  
 Heavy Duty Drill Chuck - Keyed  
 Type



**C294**  
 Industrial Drill Chuck - Keyless  
 Type



Product Brochure For L555D

D443A  
 3MT x JT3 Drill Chuck Arbor



D1272  
 Metric Precision HSS Drill Set - 25 Piece



D1282  
 Imperial Precision HSS Drill Set - 29 Piece



D126  
 Metric Precision HSS Drill Set - 170 Pieces



S090A  
 Soluble Metal Cutting Fluid - 1 Litre



S090  
 Soluble Metal Cutting Fluid - 5 Litre



S076  
 Cutting Tool Lubricant Fluid - 500ml



S077  
 Drilling, Tapping & Cutting Tool Lubricant Spray - 400g



S075  
 Cutting Tool Lubricant Paste - 200g



S074  
 Cutting Tool Lubricant Paste - 500g



G660  
 Lathe Leadscrew Cover Kit




G659  
 Lathe Leadscrew Cover Kit - Concertina




Product Brochure For L555D

**L341**  
 Fitting and Machining Technical Book



**L3455**  
 Professional Sheet Metal Fabrication Book



**L300**  
 Magnetic Swarf Remover




**M9991**  
 Magnetic Floor Sweeper



**M800**  
 Rubber Mat - Anti-Fatigue



**M805**  
 Rubber Mat - Anti-Fatigue



**O000**  
 SpillFix Universal Organic Absorbent



**O000A**  
 Natural Zeolite Absorbent



**O043**  
 Rust & Corrosion Preventive - Penetrant & Lubricant



**O042**  
 General Purpose Lubricant & Corrosion Inhibitor



**O040**  
 Rust & Corrosion Preventive - Penetrant & Lubrication



**O044**  
 Rust & Corrosion Preventive - Penetrant & Lubrication

