

Product Brochure For B136

BMSY-320DGH - Semi - Automatic Swivel Head-Dual Mitre Metal Cutting Band Saw

Inverter Variable Cutting Speeds, Dual Mitre Cuts Up To 60°, Hydraulic Vice Clamping & Includes Hydro Mechanical Blade Tension 450 x 320mm (W x H) Rectangle Capacity

Ex GST
\$18,750.00

Inc GST
\$20,625.00



ORDER CODE:	B136
MODEL:	BMSY-320DGH
Operation Type:	Swivel Head - Dual Mitre & Semi - Automatic
Round @ 90° (mm):	320
Round @ 45° (mm):	320
Round @ 60° (mm):	240
Square @ 90° (mm):	320
Square @ 45° (mm):	320
Square @ 60° (mm):	220
Rectangle (W x H) @ 90° (mm):	450 x 320
Rectangle (W x H) @ 45° (mm):	330 x 320
Rectangle (W x H) @ 60° (mm):	230 x 220
Coolant System:	Yes
Table Working Height (mm):	860
Cutting Head Beam Type:	Semi-Automatic
Cutting Head Beam Return:	Auto-Hydraulic Return
Cutting Head Down Feed Control:	Adjustable Hydraulic
Vice Clamping Fixture:	Automatic-Hydraulic
Bundle Cutting Fixture:	-
Blade Steps / Speeds (m/min):	Variable 20-100
Blade Size (L x W x T) (mm):	4160 x 34 x 1.1
Motor Power (kW / hp):	2.2 / 3
Voltage / Amperage (V / amp):	415
Nett Weight (kg):	1040



Description

The European made BMSY-320DGH dual mitre up to -60°, semi-automatic band saw can cut a large 450 x 320mm rectangle. This saw can also cut up to 320mm round material at 90° and with a quick release mechanism that allows the operator to change the mitre angle in seconds. The inverter controlled infinitely variable speed is easily adjusted to suit desired blade speed via the control dial mounted conveniently on the control panel. The vice uses a full stroke hydraulic clamping system and after the cut is complete the blade stops and the head lifts to the start position ready for the next piece to be cut.

The blades are guided via roller bearings & tungsten carbide inserts offering superior rigidity, cutting accuracy and longer blade life. The feed is hydraulic controlled and fine-tuned from the control panel for the perfect feed rate required to suit your application. This band saw has a powerful coolant system and a blade tensioning device that shuts down the machine if the blade breaks.

The BMSY-320DGH metal cutting saw series uses a wide 34mm saw blade by 1.1mm band thickness, making this machine a very precise mitre saw. This band saw is built to offer great reliability and cutting accuracy for many years and we believe this represents valuable quality an exceptional investment value.

Features

- Large 320mm round & 450 x 320mm (W x H) rectangular capacity
- Swivel head dual mitre between +45° and -60° for easy angle cutting without moving material
- Digital readout display mounted on pendant to measure angles for accurate mitre cutting
- Inverter controlled infinitely variable blade speed 20-100rpm
- Semi-automatic operation, saw head returns to open height position after finishing the cutting process
- Full stroke hydraulic clamping vice provides quicker set-up of jobs
- Hydraulic vice is adjustable to slide left & right side of the blade to suit multiple applications
- Hydraulic operated system raising and lowering the cutting beam
- Adjustable hydraulic feed cutting rate for multiple applications
- Hydraulic blade tension device with gauge
- Blade breakage sensor fitted that automatically shuts machine off
- Built-in coolant system for maximum cutting efficiency
- Limit switch stops machine and raises cutting beam when cut is complete
- Swivelling pendant control panel mounted on base for quick operation
- Heavy duty steel fabricated frame, swivel centre & base
- Heavy duty cast-iron blade wheels
- Rigid cast-iron guide arms
- Roller bearing with carbide blade guide system provide additional blade support for accurate cutting

Product Brochure For B136

- Wire wheel brush to clean swarf from blade
- Quality Hydro-pack hydraulic system
- Industrial duty gearbox driven by a 2.25kW / 3hp 415V motor
- All electrical components are of European quality supplied by Schneider Electric, Omron & Relpol

Specific Features



Control Panel




Hydraulic Vice



Manual Hydraulic Blade Tension



Schneider Inverter Control



Material Height Feed Activation




Motor Gearbox Drive



Removable Coolant Tray



Blade Guard Safety Switches



Blade Cleaning Brush



Rear View

Product Brochure For B136

Recommended Accessories

B650

Metal Band Saw Blade - 3-4TPI
 Bi-Metal, Blade - 4180 x 34 x
 1.1mm



B651

Metal Band Saw Blade - 4-6TPI
 Bi-Metal, Blade - 4180 x 34 x
 1.1mm



B652

Metal Band Saw Blade -
 6-10TPI Bi-Metal, Blade - 4180 x
 34 x 1.1mm



B654

Metal Band Saw Blade -
 8-12TPI Bi-Metal, Blade - 4180 x
 34 x 1.1mm



S090A

Soluble Metal Cutting Fluid - 1
 Litre



S090

Soluble Metal Cutting Fluid - 5
 Litre



S091

Soluble Metal Cutting Fluid - 20
 Litre



L300

Magnetic Swarf Remover



Product Brochure For B136

M9991
 Magnetic Floor Sweeper



L818
 Roller Conveyor



L822
 Roller Conveyor Stand



W3434
 Roller Stand




W3436
 Roller Stand - V-Type



M800
 Rubber Mat - Anti-Fatigue



M805
 Rubber Mat - Anti-Fatigue



O000
 SpillFix Universal Organic Absorbent



O000A
 Natural Zeolite Absorbent

