

## Product Brochure For L191D

### CL-38A - Centre Lathe

Ø410 x 1000mm Turning Capacity - Ø52mm Spindle Bore  
 Includes Digital Readout System & Quick Change Toolpost

**Ex GST**                      **Inc GST**  
**\$12,950.00**    **\$14,245.00**



ORDER CODE:	L191D
MODEL:	CL-38A
Swing Over Bed (mm):	410
Distance Between Centres (mm):	1000
Spindle Bore (mm):	52
Swing In Gap (mm):	580
Swing Over Cross-slide (mm):	255
Digital Readout System Fitted:	Yes
Quick Change Toolpost Fitted:	Yes
Leadscrew Covers Fitted:	Yes
Taper Turning Attachment:	-
Coolant System:	Yes
Tool Height To Suit (mm):	20
Centre Height (mm):	205
Spindle Nose Size or Type:	D1-6 Camlock
Bed Width (mm):	250
Headstock Spindle Taper (MT):	6
Tailstock Taper (MT):	4
Cross Slide Travel (mm):	210
Compound Slide Travel (mm):	140
Leadscrew Type:	Metric
Metric Cross Feed (X-Axis) (mm/rev):	0.025 - 0.85
Imperial Cross Feed (X-Axis) (inch/rev):	~
Metric Longitudinal Feed (Z-Axis) (mm/rev):	0.05 - 1.7
Imperial Longitudinal Feed (Z-Axis) (inch/rev):	~
Metric Thread Steps & Pitch (No. / mm):	39 (0.2 - 14)
Imperial Thread Steps & TPI (No. / TPI):	45 (2 - 72)
3 Jaw Chuck Diameter (mm):	200
4 Jaw Chuck Diameter (mm):	250
Spindle Steps / Speeds (No. / rpm):	16 (45 - 1800)
Motor Power (kW / hp):	3.3 / 4.5
Voltage / Amperage (V / amp):	415
Nett Weight (kg):	1550

### Features

- 2 axis digital readout system
- Quick change toolpost
- Triple bearings supporting headstock spindle
- Adjustable taper roller bearings providing spindle accuracy
- Precision 'V'-beds & headstock gears are all hardened & ground
- One piece cast iron base increases rigidity
- Overload protection on drive motor and coolant system
- Universal enclosed gearbox incorporating metric & imperial thread capabilities
- Inching button incorporated on the control panel for convenient spindle speed selection
- Foot operated spindle brake with safety cut out switch
- 250mm wide induction hardened heavy duty cast iron bed
- Removable gap bed allowing work piece to swing up to 580mm
- Chuck guard fitted with safety micro switch
- Powered longitudinal and cross feeds
- Adjustable 6 position length-stop on bed-way for accurate repetitive operation
- Dual calibrated dials incorporating metric & imperial graduations
- Coolant system with flexible hose enabling operator to manipulate flow direction
- Oil sight glass for head stock and gearbox
- Low voltage halogen work light
- Lubrication pump on saddle oiling slides
- D1-6 camlock spindle for quick chuck removal

## Product Brochure For L191D

- Large 52mm spindle bore
- 2 speed, 4.5hp, 415V motor

### Includes

- 2 Axis digital readout system
- Quick change toolpost
- Concertina leadscrew covers
- 200mm 3-jaw chuck with reverse jaws
- 250mm 4-jaw chuck
- Face plate
- Fixed steady with roller bearings
- Travelling steady with roller bearings
- Dead centres
- Thread chasing dial
- Foot brake
- Coolant system
- Work light
- Rear splash guard
- Spindle reducing bush

### Specific Features



Left View



2 Axis Digital Readout



Safety Chuck Guard



V Bed




Head Stock Control




Speed Selectors




Feed Gearbox



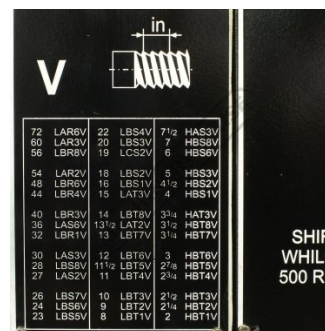
Back Gear Set Up Chart



Module and Diametral Pitch and Feed Chart



Thread Chart Metric



Inch Thread Chart



Leadscrew Covers


Product Brochure For L191D



Saddle



Saddle Left View



Saddle Front View



One Shot Slide Way Lubrication



Foot Break




Saddle Stop



Adjustable 4 Position Saddle Stop



Spindle Engagement Handle



Thread Chasing Dial



Feed and Threading Lever



Cross Feed Handle



Saddle Hand Wheel




Compound Side Hand Wheel



Quick Change Toolpost Rear View



Tailstock



Tailstock Quill Scale

Product Brochure For L191D



Tailstock Hand Wheel

**Recommended Accessories**

2JA6051  
 TOOL HOLDER FOR QCTP

2JA6051A  
 TOOL HOLDER FOR QCTP

L046  
 Right Hand Turning Tool Holder

L047  
 Left Hand Turning Tool Holder



L039  
 Right Hand Turning Tool Holder

L040  
 Left Hand Turning Tool Holder

L452  
 Lathe Turning Tool Kit - 3 piece  
 Insert Type

L458  
 Lathe Threading Tool Kit - Insert  
 Type



Product Brochure For L191D

**L466**  
Professional Lathe Parting Tool  
Kit - Insert Type



**C054**  
4MT Live Centre



**C046**  
4MT Pipe Centre - 70° Cone



**C290**  
Heavy Duty Drill Chuck - Keyed  
Type



**C294**  
Industrial Drill Chuck - Keyless  
Type



**D454A**  
4MT x JT3 Drill Chuck Arbor



**D424**  
Drill Sleeve - Morse Taper



**D422**  
Drill Sleeve - Morse Taper



**D126**  
Metric Precision HSS Drill Set -  
170 Pieces



**D1272**  
Metric Precision HSS Drill Set -  
25 Piece



**D1282**  
Imperial Precision HSS Drill Set  
- 29 Piece



**D119**  
Metric 2MT HSS Drill Set



Product Brochure For L191D

**G660**  
Lathe Leadscrew Cover Kit



**S090A**  
Soluble Metal Cutting Fluid - 1 Litre



**S090**  
Soluble Metal Cutting Fluid - 5 Litre



**S076**  
Cutting Tool Lubricant Fluid - 500ml



**S077**  
Drilling, Tapping & Cutting Tool Lubricant Spray - 400g



**S075**  
Cutting Tool Lubricant Paste - 200g



**S074**  
Cutting Tool Lubricant Paste - 500g



**S091**  
Soluble Metal Cutting Fluid - 20 Litre



**A358**  
Sky Hook Lifting Device



**A358A**  
Chuck Hook



**L300**  
Magnetic Swarf Remover



**M9991**  
Magnetic Floor Sweeper




Product Brochure For L191D

**M800**  
 Rubber Mat - Anti-Fatigue



**M805**  
 Rubber Mat - Anti-Fatigue



**O000**  
 SpillFix Universal Organic Absorbent



**O000A**  
 Natural Zeolite Absorbent



**O043**  
 Rust & Corrosion Preventive - Penetrant & Lubrication



**O042**  
 General Purpose Lubricant & Corrosion Inhibitor



**O040**  
 Rust & Corrosion Preventive - Penetrant & Lubrication



**O044**  
 Rust & Corrosion Preventive - Penetrant & Lubrication

