

Product Brochure For S948

## HG-4012 - Hydraulic NC Swing Beam Guillotine - Deluxe

4000 x 12mm Mild Steel Shearing Capacity  
 1-Axis Estun E21S Control & Hardened Ballscrew Backgauge

### Please Call



ORDER CODE:	S948
MODEL:	HG-4012
Shearing Capacity - Mild Steel (mm):	12
Shearing Capacity - Stainless Steel (mm):	8
Shearing Length (mm):	4000
NC Control (Type):	Estun E21S
Backgauge (Type):	Ballscrew
Backgauge Travel (mm):	1000
Pneumatic Sheet Supports:	~
Quick Action Blade Clearance Adjustment:	Yes
Strokes / min (SPM):	8
Blade Angle (deg):	1.5°
Throat Depth (mm):	300
Motor Power (kW / hp):	18.5 / 25
Voltage / Amperage (V / amp):	415
Floor Space Requirements (L x W x H) (mm):	4800 x 3800 x 2300
Nett Weight (kg):	13500

METALMASTER



### Description

MetalMaster Quality Guillotines feature high durability, and provide precision shearing capabilities, The Guillotine main frames are constructed from rolled, stress relieved solid steel to prevent distortion during the shearing process and under extreme continuous loads.

MetalMaster Guillotines are produced in high volume production process and therefore are able to be manufactured cost effectively, resulting in affordable price, representing value for money and quicker return on investment.

This heavy duty over driven style, fixed rake guillotine has been developed for shearing material from mild steel through to stainless steel due to the specially designed shearing blades with characteristics of 1. High resistance to wear, 2. High resistance to corrosion, 3. High resistance to impact & 4. High tensile strength.

All electrical components are of European quality supplied by, Schneider.

### Features

- Estun E21S programmable digital control stores up to 40 unique programs with 25 automatic progressive cutting steps in each individual program, assuring production accuracy & repeatability every time
- Estun E21S programmable hardened ballscrew backgauge system, simply enter the desired measurement into the controller and press go, the backgauge then will move quickly into the position you have requested. The superior hardened ballscrew system eliminates any backlash that leadscrew type machines produce
- Blade gap adjusting dial mounted on side of machine for convenient and accurate alteration for all your material thickness from 1 - 12mm. This dial is designed so that a straightforward rotation clock or anti clockwise to achieve desired plate thickness. Measurement on dial indicates and refers to actual blade gap distance in millimetres
- Hydraulic individual sheet material clamping system with nylon inserts to protect material from indentation from the clamping cylinders along full length of machine.
- Control unit mounted on swivel pendant arm enabling operator to easily access the control from the side, this is very useful when machine is loaded with full length of material.
- Transfer balls inserted into work table allowing material to be easily moved to the cut position and squaring arm.
- Top shearing blade made from 6CrW2Si quality composite and has two (2) cutting edges allowing minimised down time in blade rotation.
- Bottom shearing blade made from 6CrW2Si quality composite and has four (4) cutting edges allowing minimised down time in blade rotation.
- The core structure of the steel main frame has been electronically welded ensuring maximum penetration during the manufacturing process. In addition to this feature the cutting beam has been stress relieved eliminating any distortion after manufacturing.
- Shadow line lighting has been incorporated into the machine frame providing a clear cutting line on the work piece and enabling scribed or marked material to be cut with simplicity as required.
- Heavy duty squaring arm is fitted with a graduated rule and adjustable flip up front stops and mitre guide allowing operator to cut to the

## Product Brochure For S948

required size from the front of machine. Flip over stops can be set to repeat cutting length required with accuracy. The arm also aligns the material to be located square to the cutting edge.

- Safety three photo electric rear guards fitted to steel side gates ensuring that the machine will be disabled when person enters rear of machine when in use
- Safety reset button for guarding system located at rear of machine, this feature requires operator to walk to rear of machine to visually check for any obstruction prior to resetting & starting machine
- Sliding rear material chutes fitted with inserted ball transfers to allow material to skate away from machine allowing operator to retrieve cut pieces without disabling machine
- Mild steel capacity is rated on hot rolled material with 250MPA
- Pre-Commissioning:
  1. Guillotine is run & tested prior delivery
  2. Hydraulic oil is included with machine

### Includes

- Heavy duty over driven machine construction
- Estun E21S programmable digital control with 40 unique programs with 25 automatic progressive cutting steps
- Hardened ballscrew backgauge with 1000mm travel
- Rapid blade gap adjustment
- Emergency stops fitted on both ends of machine for additional safety
- Individual hydraulic hold downs with nylon pads
- 300mm throat enables shearing of longer material than 4000mm
- Shadow line lighting allows operator to quickly see the cut line
- Swing away backgauge function for cutting long sheets
- 4 edge quality 6CrW2Si blades suitable for stainless steel
- Schneider electrical components
- Transfer balls on table & support arms
- Heavy duty support arms and squaring arms
- Stroke counter and short stroke adjustment
- Sliding chute fitted, easily allowing operator to retrieve cut pieces
- Three safety photo electric light beams on rear guarding

### Specific Features



Side View



Rear Guarding View



Control Unit



Estun E21S Controller



250mm Throat



Blade Clearance Adjustment Lever



Hydraulic Material Hold Downs



900mm Motorised Back Gauge

Product Brochure For S948

sales@machineryhouse.com.au  
 www.machineryhouse.com.au



3 x Photo Electric rear guarding



Material Transfer Balls On The Table



Squaring Arm



Flip Over Material Stop



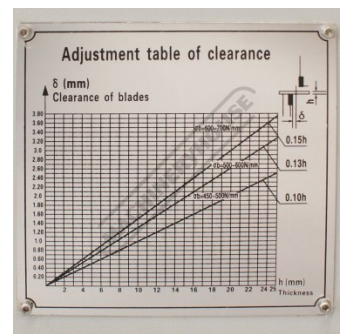
Adjustable and Sliding Mitre Guide



Foot Control



See Through Safety Guard



Blade Clearance Chart



Lubrication Chart



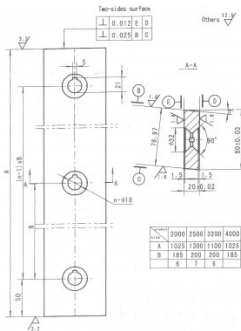
Shown with Optional Ball Transfer Tables



Product Brochure For S948

**Recommended Accessories**


**S9988**  
 4000mm Sheet Metal Guillotine  
 Blade Set - 6CrW2Si



**M800**  
 Rubber Mat - Anti-Fatigue



**M805**  
 Rubber Mat - Anti-Fatigue



**O000**  
 SpillFix Universal Organic  
 Absorbent



**O000A**  
 Natural Zeolite Absorbent



**O043**  
 Rust & Corrosion Preventive -  
 Penetrant & Lubricant



**O042**  
 General Purpose Lubricant &  
 Corrosion Inhibitor



**O040**  
 Rust & Corrosion Preventive -  
 Penetrant & Lubricant



Product Brochure For S948

sales@machineryhouse.com.au  
www.machineryhouse.com.au

O044

Rust & Corrosion Preventive -  
Penetrant & Lubrication



O004

Superdraulic 46 Hydraulic Oil

