

Product Brochure For B072

## EB-351DSA - Semi - Automatic, Swivel Head-Dual Mitre Metal Cutting Band Saw

2 Blade Speed 36 - 72mpm, Dual Mitre Cuts Up To 60°, Hydraulic Vice Clamping & Includes Hydraulic Downfeed Control  
 345 x 205mm (W x H) Rectangle Capacity

**Ex GST**                      **Inc GST**  
**\$10,250.00**    **\$11,275.00**



ORDER CODE:	B072
MODEL:	EB-351DSA
Operation Type:	Swivel Head - Dual Mitre & Semi - Automatic
Round @ 90° (mm):	270
Round @ 45° (mm):	230
Round @ 60° (mm):	135
Square @ 90° (mm):	260
Square @ 45° (mm):	210
Square @ 60° (mm):	150
Rectangle (W x H) @ 90° (mm):	345 x 205
Rectangle (W x H) @ 45° (mm):	230 x 150
Rectangle (W x H) @ 60° (mm):	135 x 135
Coolant System:	Yes
Table Working Height (mm):	950
Cutting Head Beam Type:	Semi-Automatic
Cutting Head Beam Return:	Auto-Hydraulic Return
Cutting Head Down Feed Control:	Adjustable Hydraulic
Vice Clamping Fixture:	Automatic-Hydraulic
Bundle Cutting Fixture:	-
Blade Steps / Speeds (m/min):	36-72
Blade Size (L x W x T) (mm):	2925 x 27 x 0.9
Motor Power (kW / hp):	1.87 / 2.5
Voltage / Amperage (V / amp):	415
Nett Weight (kg):	650



### Description

Manufactured in Taiwan

Semi-Automatic operation

### Features

- 345 x 205mm (W x H) rectangular capacity
- Semi-automatic operation, automatic arm rise after completion of cut
- Automatic hydraulic clamping vice
- Larger cutting capacity than conventional cold saws
- Swivel head double mitre cut to 45° right & left, 60° right
- Quick action lock/release lever for swivel head
- Coolant system for cutting efficiency and blade life
- Control panel mounted for easy access
- Adjustable hydraulic cylinder for auto feed
- Unique sliding vice design for dual mitre operation
- 2-speed motor enabling blade speeds of 36 & 72mpm
- Adjustable length stop for repetition cutting
- Input support roller for long stock
- Heavy-duty gear drive system
- User friendly blade tension system with gauge
- Ball bearing blade guides ensures minimal blade clearance wear & increases blade life due to less friction
- Blade cleaning brush incorporated into blade guide system
- Vibration free, low noise operation ensures clean & high precision cuts
- Machine stand with integrated cooling fitted as standard
- Made in Taiwan

Product Brochure For B072

**Specific Features**



Head Swivelled to 60 Degrees



Rear View



Control Panel




Adjustable Automatic Feed




Dual Mitre Swivel Head



Swivel Head Scale



Ball Bearing Blade Guides



Blade Cleaning Brush



Adjustable Blade Tracking



Blade Tension System With Gauge



Automatic Hydraulic Vice



Material Support Roller



Positioning Vice & Quick Release Lock



Length Stop



Heavy Duty Gear Drive System



Coolant Pump

Product Brochure For B072



Safety Micro On Blade Guard

Recommended Accessories

B521

Metal Band Saw Blade - 4-6TPI Bi-Metal, Blade - 2925 x 27 x 0.9mm

B522

Metal Band Saw Blade - 6-10TPI Bi-Metal, Blade - 2925 x 27 x 0.9mm

B523

Metal Band Saw Blade - 10-14TPI Bi-Metal, Blade - 2925 x 27 x 0.9mm

S091

Soluble Metal Cutting Fluid - 20 Litre



S090A

Soluble Metal Cutting Fluid - 1 Litre

S090

Soluble Metal Cutting Fluid - 5 Litre

S076

Cutting Tool Lubricant Fluid - 500ml

S077

Drilling, Tapping & Cutting Tool Lubricant Spray - 400g



Product Brochure For B072

**S075**  
Cutting Tool Lubricant Paste -  
200g



**S074**  
Cutting Tool Lubricant Paste -  
500g



**L300**  
Magnetic Swarf Remover



**M9991**  
Magnetic Floor Sweeper



**L812**  
Roller Conveyor




**L814**  
Roller Conveyor Stand



**M800**  
Rubber Mat - Anti-Fatigue



**M805**  
Rubber Mat - Anti-Fatigue



**O000**  
SpillFix Universal Organic  
Absorbent



**O000A**  
Natural Zeolite Absorbent



**O043**  
Rust & Corrosion Preventive -  
Penetrant & Lubrication



**O042**  
General Purpose Lubricant &  
Corrosion Inhibitor



Product Brochure For B072

---

O040

Rust & Corrosion Preventive -  
Penetrant & Lubrication



O044

Rust & Corrosion Preventive -  
Penetrant & Lubrication

