

SRG-50E - Manual Sheet Metal Curving Rolls

1250 x 1.6mm Mild Steel Capacity
 2 Speed Roller Drive System, 3.5:1 & 1:1, Includes Wiring Grooves &
 Quick Action Swivel Out Top Roller

Ex GST **Inc GST**
\$2,290.00 **\$2,519.00**

ORDER CODE:	S276
MODEL:	SRG-50E
Useful Length (mm):	1250
Capacity - Mild Steel (mm):	1.6
Minimum Rolling Diameter (mm):	130
Roll Diameter (mm):	75
Includes Stand (No / Yes):	Yes
Nett Weight (kg):	260



Description

This SRG-50E sheet metal curving rolls is modelled from European designs and includes superior features like a single hand wheel to adjust both sides of the roller simultaneously to clamp different material thickness via a wedge type system, as well as a single hand wheel for adjusting the rear curving roll via a worm gear and lever cam action that simply makes curving sheet metal very easy.

This machine also has a 2 speed roller drive system 3.5:1 ratio best used for full length material 1250 x 1.6mm to reduce the physical manual effort required to form your curves and a 1:1 ratio used only for thinner material to increase production.

Features

- 75mm Ground rolls with wiring grooves
- Single hand wheel adjustment via European design wedge system for material thickness
- Single hand wheel adjustment for rear curving roller with cam action worm gear
- 2 speed roller drive system, 3.5:1 & 1:1 ratio
- Machined slit 10mm deep in top roller
- Cast-iron construction
- Quick action swivel top roller
- Includes heavy duty stand
- Mild steel capacity is rated on hot rolled material with 250MPA

Product Brochure For S276

Specific Features



No Bull Capacity



Right View



Left View




Rear View



Rear View Right Side



Top View




Ground Rolls with Wiring Grooves



Controls




Low Speed 3.5 to 1 Drive Handle Position



Fast Speed 1 to 1 Drive Handle Position



Rear Curving Roller Adjustment Dial




Swing Out Top Roller Lock



Quick Action Swivel Top Roller



Side View of Controls



Material Thickness Dial




Controls Rear View

Product Brochure For S276

sales@machineryhouse.com.au
www.machineryhouse.com.au



Rear View of Curving Rolls



Rear Curving Roller Cam Mechanism



Slit in Top Roller 10mm Deep



Rear Curving Roller Cam Handle



Low Speed 3.5 to 1 Gear Disengagement