

Product Brochure For W07722A

TMD620125F - BuildPro Max Modular Welding Table - Standard Finish

Reversible Table Plates
 2000 x 1250 x 900mm (LxWxH)

Ex GST
\$5,390.00

Inc GST
\$5,929.00



ORDER CODE:	W07722A
MODEL:	TMD620125F
Type:	BuildPro Max Table & Standard Finish
Leg Frame Type:	Includes Legs
Table Top Size (mm):	2000 x 1250
Table Height with Stand (mm):	900
Table Side Height (mm):	~
Top Plate Thickness (mm):	16
Grid Pattern (mm):	50 x 50
Table Hole Diameter (mm):	Ø16
Table Slots (mm):	~
Table Load Capacity (kg):	3000
Nett Weight (kg):	491

BuildPro™



Description

BuildPro® Models

NEW REVERSIBLE SELF-LOCATING TABLE PLATES!

Get longer wear from your BuildPro® Table.

When the surface of your BuildPro® Table plates show signs of wear, turn them over to provide a new work surface. New, Patented Bushing design allows you to remove, re-position, re-align, and reverse the table plates!

The very practical, modular design of the BuildPro® Table makes it easy to set-up and tear down for job at hand, big or small. Save time and money by holding, positioning and locating quickly and easily with a wide variety of BuildPro® clamps and accessories.

In this economy, we know you need to be flexible and responsive to new business opportunities by reducing set-up time, improving consistency and work quality and remaining competitive in both pricing and delivery in a wide variety of jobs; short runs, volume production, prototypes, and multiple jobs in fabrication, repairs, and maintenance.

Accuracy:

Table flatness : 0.30mm / 914.4mm
 Hole diameter : 16mm + 0.05mm
 Hole spacing : 50mm ± 0.038mm
 Plate thickness : 16mm ± 0.10mm

All BuildPro® Max Tables have 16mm thick steel plate with Ø16mm holes in a 50mm grid pattern.

The New BuildPro MAX has a continuous plate tabletop surface with 33% more machined holes than the standard, slotted BuildPro Tables, for a maximized work surface.

Use the BuildPro MAX to: Set-up heavy duty, large, or complex fixtures, or set-up more than one fixture at a time. Utilize the additional holes for clamping at multiple points for greater fixturing accuracy.

Features

- Standard table material finish
- Ø16mm holes
- 16mm thick plate
- 50 x 50mm grid pattern
- 900mm table height

Product Brochure For W07722A

- Includes legs

Specific Features



33 Percent more CNC Machined Holes




Set Up Heavy Duty Large or Complex Fixtures




Shown with Optional Clamps Fixtures



Shown with Optional Clamps Fixtures Close Up



Shown with Optional Clamps Fixtures Setup



Shown with Optional Clamps Fixtures Setup CloseUp

Recommended Accessories

W08180

Modular Pipe & Tube Notcher



C103

9" Drill Press Locking Clamp



W08515

38mm Material Stop (Spigot Type)



W07748

BuildPro Levelling Caster - 1 Piece



Product Brochure For W07722A

W07755
 BuildPro Fixturing Plate



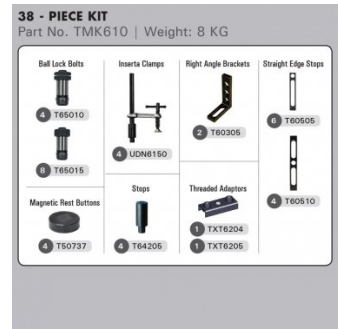
W07756
 BuildPro Fixturing Plate




W07742
 BuildPro HD Table Leg - 1 Piece



W07772
 BuildPro Modular Fixturing Kit




W07774
 BuildPro Modular Fixturing Kit




W07776
 BuildPro Modular Fixturing Kit




W07778
 BuildPro Modular Fixturing Kit



W07780
 BuildPro Modular Fixturing Kit



W07782
 BuildPro Modular Fixturing Kit



W07784
 BuildPro Modular Fixturing Kit

