

Product Brochure For L645D

TM-33130HDX - Heavy Duty Centre Lathe - BIG BORE

Ø860 x 3310mm Turning Capacity - Ø158mm Spindle Bore
 Includes Digital Readout System

Ex GST **Inc GST**
\$89,950.00 **\$98,945.00**



ORDER CODE:	L645D
MODEL:	TM-33130HDX
Swing Over Bed (mm):	860
Distance Between Centres (mm):	3310
Spindle Bore (mm):	158 (Optional 238)
Swing In Gap (mm):	1000
Swing Over Cross-slide (mm):	620
Digital Readout System Fitted:	Yes
Quick Change Toolpost Fitted:	Optional
Leadscrew Covers Fitted:	~
Taper Turning Attachment:	Optional
Coolant System:	Yes
Tool Height To Suit (mm):	32
Centre Height (mm):	430
Spindle Nose Size or Type:	A2-11
Bed Width (mm):	510
Headstock Spindle Taper (MT):	7
Tailstock Taper (MT):	6
Cross Slide Travel (mm):	480
Compound Slide Travel (mm):	330
Leadscrew Type:	Metric
Metric Cross Feed (X-Axis) (mm/rev):	0.025 - 0.35
Imperial Cross Feed (X-Axis) (inch/rev):	~
Metric Longitudinal Feed (Z-Axis) (mm/rev):	0.05 - 0.7
Imperial Longitudinal Feed (Z-Axis) (inch/rev):	~
Metric Thread Steps & Pitch (No. / mm):	37 (0.8 - 14)
Imperial Thread Steps & TPI (No. / TPI):	36 (2 - 28)
3 Jaw Chuck Diameter (mm):	400
4 Jaw Chuck Diameter (mm):	500
Spindle Steps / Speeds (No. / rpm):	12 (8 - 680)
Motor Power (kW / hp):	15 / 20
Voltage / Amperage (V / amp):	415
Nett Weight (kg):	6800



Description

The TM-33130HDX Industrial quality centre lathe is manufactured in Taiwan to a stringent precision engineering high tolerance & superior excellence to cope with the big & heavy jobs. This lathe has a 158mm big bore, 860mm turning capacity with 1000mm in the gap, a massive 510mm wide 3V induction hardened & ground bed-way to cope with all the heavy workloads.

One of the most forgotten & important feature in a quality lathe is the spindle bore support bearings & generally not mentioned or overlooked because they are hidden well within the headstock of the lathe. Not in this case as the TM-33130HDX is equipped with 3 x German quality SKF bearings offering excellent spindle support to handle extreme cutting loads to produce accurate work.

Another reliable feature in this range of precision lathes is the manufacturing process of the bed-ways, it is made up from the highest quality Meehanite® cast iron. The key to the undisputed success of Meehanite® metals is the rigid application of its patented manufacturing process to provide ultimate strength & durability performance.

To sum up this massive centre lathe although huge in every way possible in size & capacity, it is still built to the same high precision quality & ultra-tight tolerances as all the other TM models and importantly will deliver many years of valuable & reliable service.

Please Note:

This lathe can be special custom-built to order allowing you to select (and pay for) only the accessories you need:

Bores available 158 or 238mm

Swing available - 860, 960 & 1060mm

Centres available - 1810, 2310, 3310, 4310, 5310, 6310, 7310 & 8310mm

Product Brochure For L645D

Features

- 2 Axis digital readout system
- Triple SKF German made bearings supporting headstock spindle
- Adjustable taper roller bearings providing spindle accuracy
- Precision '3V'-bed-way is induction hardened & ground
- High quality one-piece Meehanite cast base increases rigidity
- All gears and shafts made from alloy steel and are hardened & ground
- Overload protection on drive motor and coolant system
- Universal enclosed gearbox incorporating metric & imperial thread capabilities
- X & Z axis rapid traverse on the saddle @ 4.0m/min
- 510mm wide induction hardened heavy duty cast iron bed
- Adjustable 4 position length-stop mechanism for accurate repetitive operation
- Removable gap bed allowing work piece to swing up to 1000mm
- Powered longitudinal and cross feeds
- One piece cast iron base increases rigidity
- Metric calibrated dials
- 2 speed tailstock geared for large and small drilling bits
- Coolant system with flexible hose enabling operator to manipulate flow direction
- Lubrication pump on saddle oiling slides
- Oil sight glass for head stock and gearbox & apron
- Low voltage halogen work light
- Ball bearing mechanism assists tail stock movement easily
- A2-11 direct spindle mount
- 12 spindle speeds 8-680rpm
- Large 158mm spindle bore, (Optional 238mm)
- 15kW / 20HP 415V main motor

Includes

- 2 Axis digital readout system
- 400mm 3-jaw chuck with reversing jaws
- 500mm 4-jaw chuck
- Faceplate
- Fixed and travelling steadies with roller fingers
- Dead centres
- Spindle reducing bush
- Full length rear splash guard
- Tailstock moving device

Specific Features



Right View



Left View



Digital Read Out



Spindle Speed Selectors



Thread Charts



Spindle Speeds



Universal Enclosed Gearbox



Safety Chuck Guard

Product Brochure For L645D




Fixed & Travelling Steadies



Removeable Gap Bed



Saddle Left View



Saddle Front View



Saddle Right View




Compound Slide



Saddle Control



Saddle Switch Board



Saddle Hand Wheel




Thread Chasing Dial



Saddle Feed Controls



Leadscrew and Feedscrew Support Recovered



Longitudinal Feed Knockout System



Compound Slide Hand Wheel



Cross Slide Hand Wheel



Swivel Compound Slide


Product Brochure For L645D



Tailstock




Tailstock 2 Speed



Tailstock Quill



Tailstock Rear View



Tailstock Moving Device Rear View



Meehanite Casting V Bed



Tailstock Moving Device Locked Position



Foot Brake tmp912535803

Recommended Accessories

L298

Quick Change Toolpost



D1272

Metric Precision HSS Drill Set - 25 Piece



D1282

Imperial Precision HSS Drill Set - 29 Piece



D126

Metric Precision HSS Drill Set - 170 Pieces



Product Brochure For L645D

D119
 Metric 2MT HSS Drill Set



C290
 Heavy Duty Drill Chuck - Keyed Type



C294
 Industrial Drill Chuck - Keyless Type



D454A
 4MT x JT3 Drill Chuck Arbor



D425
 Drill Sleeve - Morse Taper



D424
 Drill Sleeve - Morse Taper



D422
 Drill Sleeve - Morse Taper



S090A
 Soluble Metal Cutting Fluid - 1 Litre



S090
 Soluble Metal Cutting Fluid - 5 Litre



S076
 Cutting Tool Lubricant Fluid - 500ml



S077
 Drilling, Tapping & Cutting Tool Lubricant Spray - 400g



S075
 Cutting Tool Lubricant Paste - 200g



Product Brochure For L645D

S074
 Cutting Tool Lubricant Paste -
 500g



S091
 Soluble Metal Cutting Fluid - 20
 Litre



A358
 Sky Hook Lifting Device



A358A
 Chuck Hook



L300
 Magnetic Swarf Remover




M9991
 Magnetic Floor Sweeper



M800
 Rubber Mat - Anti-Fatigue



M805
 Rubber Mat - Anti-Fatigue



O000
 SpillFix Universal Organic
 Absorbent



O000A
 Natural Zeolite Absorbent



O043
 Rust & Corrosion Preventive -
 Penetrant & Lubricant



O042
 General Purpose Lubricant &
 Corrosion Inhibitor



Product Brochure For L645D

O040

Rust & Corrosion Preventive -
Penetrant & Lubrication



O044

Rust & Corrosion Preventive -
Penetrant & Lubrication

