

Product Brochure For L639D

TM-2680G - Centre Lathe

Ø660 x 2000mm Turning Capacity - Ø120mm Spindle Bore
 Includes Digital Readout System



Ex GST **Inc GST**
\$43,950.00 **\$48,345.00**

ORDER CODE:	L639D
MODEL:	TM-2680G
Swing Over Bed (mm):	660
Distance Between Centres (mm):	2000
Spindle Bore (mm):	120
Swing In Gap (mm):	890
Swing Over Cross-slide (mm):	438
Digital Readout System Fitted:	Yes
Quick Change Toolpost Fitted:	Optional
Leadscrew Covers Fitted:	~
Taper Turning Attachment:	Optional
Coolant System:	Yes
Tool Height To Suit (mm):	25
Centre Height (mm):	330
Spindle Nose Size or Type:	D1-11 Camlock
Bed Width (mm):	400
Headstock Spindle Taper (MT):	7
Tailstock Taper (MT):	5
Cross Slide Travel (mm):	375
Compound Slide Travel (mm):	200
Leadscrew Type:	Metric
Metric Cross Feed (X-Axis) (mm/rev):	0.02 - 0.4
Imperial Cross Feed (X-Axis) (inch/rev):	~
Metric Longitudinal Feed (Z-Axis) (mm/rev):	0.05 - 0.82
Imperial Longitudinal Feed (Z-Axis) (inch/rev):	~
Metric Thread Steps & Pitch (No. / mm):	24 (0.5 - 14)
Imperial Thread Steps & TPI (No. / TPI):	44 (2 - 56)
3 Jaw Chuck Diameter (mm):	310
4 Jaw Chuck Diameter (mm):	400
Spindle Steps / Speeds (No. / rpm):	12 (12 - 1200)
Motor Power (kW / hp):	11.25 / 15
Voltage / Amperage (V / amp):	415
Nett Weight (kg):	3200

Description

The TM-2680G Industrial quality centre lathe is manufactured in Taiwan to a stringent precision engineering high tolerance & superior excellence to cope with any job or task its set out to achieve by the professional machinist, and importantly to deliver many years of valuable & reliable service.

One of the most forgotten & important feature in a quality lathe is the spindle bore support bearings & generally not mentioned or overlooked because they are hidden well within the headstock of the lathe. Not in this case as the TM-2680G is equipped with 3 x German quality SKF bearings offering excellent spindle support to handle extreme cutting loads to produce accurate work.

Another reliable feature in this range of precision lathes is the manufacturing process of the bed-ways, it is made up from the highest quality Meehanite® cast iron. The key to the undisputed success of Meehanite® metals is the rigid application of its patented manufacturing process to provide ultimate strength & durability performance.

This lathe package is complete with the most desirable features required to turn out quality precise parts we all require from a metal turning lathe.

Features

- 2 Axis digital readout system
- Triple SKF German made bearings supporting headstock spindle
- Adjustable taper roller bearings providing spindle accuracy
- Precision 'V'-beds & headstock gears are all hardened & ground

Product Brochure For L639D

- High quality one-piece Meehanite cast base increases rigidity
- Overload protection on drive motor and coolant system
- Universal enclosed gearbox incorporating metric & imperial thread capabilities
- Inching button incorporated on the control panel for convenient spindle speed selection
- Foot operated spindle brake with safety cut out switch
- 400mm wide induction hardened heavy duty cast iron bed
- Removable gap bed allowing work piece to swing up to 890mm
- Powered longitudinal and cross feeds
- Rapid traverse saddle Z axis
- 2 speed high/low lever on tailstock
- Slide-way mechanical lubrication pump driven via the saddle hand-wheel
- Adjustable 4 position length-stop mechanism for accurate repetitive operation
- Dual calibrated dials incorporating metric & imperial graduations
- Coolant system with flexible hose enabling operator to manipulate flow direction
- Roller bearings inserted to assist tail stock movement
- Oil sight glass for head stock, gearbox and apron
- Low voltage halogen work light
- D1-11 camlock spindle for quick chuck removal
- 12 Spindle speeds from 12 - 1200rpm
- Large 120mm spindle bore
- 11.25kW / 15HP 415V main motor

Includes

- 2 Axis digital readout system
- 310mm 3-jaw chuck with reverse jaws
- 400mm 4-jaw chuck
- 406mm face plate
- 40-285mm fixed steady with roller bearings
- 40-180mm travelling steady with roller bearings
- 4-position knock out feed system
- Dead centres
- Thread chasing dial
- Foot brake
- Coolant system
- Work light
- Rear splash guard
- Spindle reducing bush
- Instruction booklet

Specific Features



Digital Readout System



Headstock




Spindle Speeds



Spindle Speed Selectors



Universal Enclosed Gearbox



Thread Charts



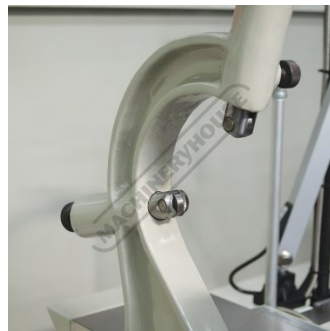
Safety Chuck Guard



Saddle Left View



Steadies



2 Point Steady




Saddle Front View




Saddle Right View




Coolant System and Work Light



Toolpost



Compound Slide Angle Scale



Spindle Engagement Lever



Rapid Longitudinal Buttons



Saddle Lock




Saddle Hand Wheel




Cross Feed Hand Wheel

Product Brochure For L639D




Compound Slide Hand Wheel




Thread Chasing Dial




Feed Engagement Levers



Moveable Leadscrew and Feed Shaft Support




Adjustable 4 Position Length Stop



Tailstock Hand Wheel



2 Speed Tailstock



Tailstock Quill



Mechanite Cast Bed



Removable Gap Bed



Foot Brake

Product Brochure For L639D

Recommended Accessories

L639T
 Taper Turning Attachment

L297
 Quick Change Toolpost

L048
 Right Hand Turning Tool Holder

L049
 Left Hand Turning Tool Holder



L041
 Right Hand Turning Tool Holder

L042
 Left Hand Turning Tool Holder

L453
 Lathe Turning Tool Kit - 3 piece
 Insert Type

L459
 Lathe Threading Tool Kit - Insert
 Type



Product Brochure For L639D

L467
Professional Lathe Parting Tool
Kit - Insert Type



C047
5MT Pipe Centre - 70° Cone



C290
Heavy Duty Drill Chuck - Keyed
Type



C294
Industrial Drill Chuck - Keyless
Type



D454A
4MT x JT3 Drill Chuck Arbor



D425
Drill Sleeve - Morse Taper



D424
Drill Sleeve - Morse Taper



D422
Drill Sleeve - Morse Taper



S090A
Soluble Metal Cutting Fluid - 1
Litre



S090
Soluble Metal Cutting Fluid - 5
Litres



S076
Cutting Tool Lubricant Fluid -
500ml



S077
Drilling, Tapping & Cutting Tool
Lubricant Spray - 400g



Product Brochure For L639D

S075

Cutting Tool Lubricant Paste - 200g



S074

Cutting Tool Lubricant Paste - 500g



S091

Soluble Metal Cutting Fluid - 20 Litre



A358

Sky Hook Lifting Device



A358A

Chuck Hook



G664

Lathe Leadscrew Cover Kit



L300

Magnetic Swarf Remover



M9991

Magnetic Floor Sweeper




M800

Rubber Mat - Anti-Fatigue



M805

Rubber Mat - Anti-Fatigue



O000

SpillFix Universal Organic Absorbent



O000A

Natural Zeolite Absorbent



Product Brochure For L639D

O043

Rust & Corrosion Preventive - Penetrant & Lubrication



O042

General Purpose Lubricant & Corrosion Inhibitor



O040

Rust & Corrosion Preventive - Penetrant & Lubrication



O044

Rust & Corrosion Preventive - Penetrant & Lubrication

