

AL-250G - Bench Lathe, Stand & Tooling Package Deal

Ø250 x 500mm Turning Capacity - Ø26mm Spindle Bore
 12 Geared Head Speeds 80 ~ 1600rpm & Includes Stand & Turning Kit

Package Deal

Ex GST **\$3,090.00** Inc GST **\$3,399.00**

Package Contents - SAVE \$143.00 (Inc)

1 x L149 - AL-250G Bench Lathe	\$2,915.00
1 x L150 - ST-250G Lathe Stand	\$440.00
1 x L0099 - L0099 Lathe Turning Tool Kit - 7 piece Insert	\$187.00
Normal Price (Inc):	\$3,542.00



ORDER CODE:	K001
MODEL:	AL-250G Package Deal
Swing Over Bed (mm):	250
Distance Between Centres (mm):	500
Spindle Bore (mm):	26
Swing In Gap (mm):	~
Swing Over Cross-slide (mm):	150
Digital Readout System Fitted:	Optional
Quick Change Toolpost Fitted:	Optional
Leadscrew Covers Fitted:	Yes
Taper Turning Attachment:	~
Coolant System:	~
Tool Height To Suit (mm):	12
Centre Height (mm):	125
Spindle Nose Size or Type:	Fixed
Bed Width (mm):	140
Headstock Spindle Taper (MT):	4
Tailstock Taper (MT):	3
Cross Slide Travel (mm):	145
Compound Slide Travel (mm):	75
Leadscrew Type:	Metric
Metric Cross Feed (X-Axis) (mm/rev):	0.017 - 0.187
Imperial Cross Feed (X-Axis) (inch/rev):	~
Metric Longitudinal Feed (Z-Axis) (mm/rev):	0.035 - 0.375
Imperial Longitudinal Feed (Z-Axis) (inch/rev):	~
Metric Thread Steps & Pitch (No. / mm):	15 (0.25 - 2.5)
Imperial Thread Steps & TPI (No. / TPI):	~
3 Jaw Chuck Diameter (mm):	130
4 Jaw Chuck Diameter (mm):	Optional
Spindle Steps / Speeds (No. / rpm):	12 (80 - 1600)
Motor Power (kW / hp):	0.75 / 1
Voltage / Amperage (V / amp):	240 / 10
Nett Weight (kg):	185

Features

- 12 spindle speed geared headstock incorporates a single progression dial
- 26mm spindle bore
- Hardened and ground bed
- Enclosed quick action gearbox for thread cutting & auto feeding
- Adjustable taper roller spindle bearings
- Metric thread cutting
- Powered longitudinal and cross feeds
- Headstock and gearbox oil sight glass
- Metric thread chasing dial
- Quick action tailstock locking lever

Product Brochure For K001

- Forward/reverse spindle switch
- 0.75kW / 1hp 240V motor

Includes

- AL-250G Lathe (L149)
- Lathe stand to suit (L150)
- 12mm turning tool set (L0099)
- 130mm 3-jaw chuck with reverse jaws
- Face plate
- Fixed steady
- Travelling steady
- Dead centre
- Rear splash guard & swarf tray
- Safety chuck guard
- Leadscrew Cover
- Instruction booklet


Optional Accessories

- QA-120 - Quick Change Toolpost (L291)

Specific Features



AL250G Lathe



Speed Selection Lever



Headstock



Feed and Threading Gearbox Levers



Saddle



Compound Table with Safety Guard



Toolpost




Swivel Compound Slide



Saddle Front View



Thread Chasing Dial



Feed and Thread Engagement Levers



Safety Chuck Guard with Micro

Product Brochure For K001



Leadscrew Cover




2 Point Travelling Steady



3 Point Fixed Steady



Tailstock



Tailstock Quill Graduations



Tailstock Hand Wheel Graduations



Tailstock Horizontal Adjustment



Hardened and Ground Bed



Compound Slide Graduations




Cross Feed Hand Wheel Graduations



Saddle Hand Wheel Graduations



Key Lockable Side Pulley Door



Micro Switch Fitted on Pulley Door



Forward Reverse Switch and Safety Stop Switch

Recommended Accessories

L151
 4 Jaw Independent Lathe Chuck
 with Adaptor Plate



L150
 Lathe Stand



D695
 3-Axis Optimum Digital Readout
 Counter - 1µm



D694
 1500mm Optimum Magnetic
 Digital Readout Scale



P235
 Coolant Pump & Tank



L276
 Mini Vertical Mill Slide



L277
 Vertical Mill Slide



L291
 Quick Change Toolpost



Product Brochure For K001

L0077

Lathe Turning Tool Kit - 7 piece
Insert Type



L017

Right Hand Turning Tool Holder



L018

Left Hand Turning Tool Holder



L044

Right Hand Turning Tool Holder



L045

Left Hand Turning Tool Holder



L451

Lathe Turning Tool Kit - 3 piece
Insert Type



L457

Lathe Threading Tool Kit - Insert
Type



L465

Professional Lathe Parting Tool
Kit - Insert Type



L073

Parting Tool Holder - Suits 1/2"
HSS Tool Bit



L076

Knurling Tool Holder Kit



C052

3MT Live Centre



C290

Heavy Duty Drill Chuck - Keyed
Type



Product Brochure For K001

D443A
 3MT x JT3 Drill Chuck Arbor



D1272
 Metric Precision HSS Drill Set - 25 Piece



D1282
 Imperial Precision HSS Drill Set - 29 Piece



D126
 Metric Precision HSS Drill Set - 170 Pieces



S090A
 Soluble Metal Cutting Fluid - 1 Litre



S090
 Soluble Metal Cutting Fluid - 5 Litre



S076
 Cutting Tool Lubricant Fluid - 500ml



S077
 Drilling, Tapping & Cutting Tool Lubricant Spray - 400g




S075
 Cutting Tool Lubricant Paste - 200g




S074
 Cutting Tool Lubricant Paste - 500g



L341
 Fitting and Machining Technical Book



L3455
 Professional Sheet Metal Fabrication Book



Product Brochure For K001

L300
 Magnetic Swarf Remover




M9991
 Magnetic Floor Sweeper



M800
 Rubber Mat - Anti-Fatigue



M805
 Rubber Mat - Anti-Fatigue



O000
 SpillFix Universal Organic Absorbent



O000A
 Natural Zeolite Absorbent



O043
 Rust & Corrosion Preventive - Penetrant & Lubrication



O042
 General Purpose Lubricant & Corrosion Inhibitor



O040
 Rust & Corrosion Preventive - Penetrant & Lubrication



O044
 Rust & Corrosion Preventive - Penetrant & Lubrication

