

## TM-1740G - Centre Lathe

Ø430 x 1000mm Turning Capacity - Ø80mm Spindle Bore  
 Includes Digital Readout System



**Ex GST**                      **Inc GST**  
**\$24,450.00**      **\$26,895.00**

ORDER CODE:	L632D
MODEL:	TM-1740G
Swing Over Bed (mm):	430
Distance Between Centres (mm):	1000
Spindle Bore (mm):	80
Swing In Gap (mm):	650
Swing Over Cross-slide (mm):	235
Digital Readout System Fitted:	Yes
Quick Change Toolpost Fitted:	Optional
Leadscrew Covers Fitted:	~
Taper Turning Attachment:	Optional
Coolant System:	Yes
Tool Height To Suit (mm):	25
Centre Height (mm):	215
Spindle Nose Size or Type:	D1-8 Camlock
Bed Width (mm):	300
Headstock Spindle Taper (MT):	7
Tailstock Taper (MT):	4
Cross Slide Travel (mm):	250
Compound Slide Travel (mm):	125
Leadscrew Type:	Metric
Metric Cross Feed (X-Axis) (mm/rev):	0.02 - 0.4
Imperial Cross Feed (X-Axis) (inch/rev):	~
Metric Longitudinal Feed (Z-Axis) (mm/rev):	0.05 - 0.82
Imperial Longitudinal Feed (Z-Axis) (inch/rev):	~
Metric Thread Steps & Pitch (No. / mm):	17 (0.5 - 7)
Imperial Thread Steps & TPI (No. / TPI):	39 (4 - 56)
3 Jaw Chuck Diameter (mm):	275
4 Jaw Chuck Diameter (mm):	320
Spindle Steps / Speeds (No. / rpm):	12 (40 - 2000)
Motor Power (kW / hp):	5.5 / 7.5
Voltage / Amperage (V / amp):	415
Nett Weight (kg):	1910

### Description

The TM-1740G Industrial quality centre lathe is manufactured in Taiwan to a stringent precision engineering high tolerance & superior excellence to cope with any job or task its set out to achieve by the professional machinist, and importantly to deliver many years of valuable & reliable service.

One of the most forgotten & important feature in a quality lathe is the spindle bore support bearings & generally not mentioned or overlooked because they are hidden well within the headstock of the lathe. Not in this case as the TM-1740G is equipped with 3 x German quality SKF bearings offering excellent spindle support to handle extreme cutting loads to produce accurate work.

Another reliable feature in this range of precision lathes is the manufacturing process of the bed-ways, it is made up form the highest quality Meehanite® cast iron. The key to the undisputed success of Meehanite® metals is the rigid application of its patented manufacturing process to provide ultimate strength & durability performance.

This lathe package is complete with the most desirable features required to turn out quality precise parts we all require from a metal turning lathe.

### Features

- 2 axis digital readout system
- Triple SKF German made bearings supporting headstock spindle
- Adjustable taper roller bearings providing spindle accuracy
- Precision 'V'-beds & headstock gears are all hardened & ground

## Product Brochure For L632D

- High quality one-piece Meehanite cast base increases rigidity
- Overload protection on drive motor and coolant system
- Universal enclosed gearbox incorporating metric & imperial thread capabilities
- Inching button incorporated on the control panel for convenient spindle speed selection
- Foot operated spindle brake with safety cut out switch
- 300mm Wide induction hardened heavy duty cast iron bed
- Removable gap bed allowing work piece to swing up to 650mm
- Powered longitudinal and cross feeds
- Adjustable 4 position length-stop mechanism for accurate repetitive operation
- Dual calibrated dials incorporating metric & imperial graduations
- Coolant system with flexible hose enabling operator to manipulate flow direction
- Oil sight glass for head stock, gearbox and apron
- Low voltage halogen work light
- Lubrication pump on saddle oiling slides
- D1-8 camlock spindle for quick chuck removal
- 12 Spindle speeds from 40 - 2000rpm
- Large 80mm spindle bore
- 5.5kW / 7.5HP 415V main motor

### Includes

- 2 Axis digital readout system
- 275mm 3-jaw chuck with reverse jaws
- 320mm 4-jaw chuck
- 356mm face plate
- Fixed Steady with roller bearings
- Travelling steady with roller bearings
- 4-position knock out feed system
- Dead centres
- Thread chasing dial
- Foot brake
- Coolant system
- Work light
- Rear splash guard
- Spindle reducing bush
- Instruction booklet

### Specific Features



Headstock



2 Axis DRO



Speed Levers



Thread Charts



Gearbox



Safety Chuck Guard




Meehanite Cast Bed




Saddle Left View

Product Brochure For L632D



Saddle Front View



Saddle Right View



Compound Slide



Toolpost



Compound Scale



Saddle Lock



One Shot Slide Lubrication



Thread Chasing Dial



Feed and Threading Levers



Adjustable Auto Feed Knockout



Auto Feed Knockout System



Cross Feed Dial



Saddle Hand Wheel



Compound Slide Dial




Tailstock



Tailstock Quill

Product Brochure For L632D




Tailstock Hand Wheel



Fixed & Travelling Steadies



80mm Spindle Bore



Spindle Engagement Lever



Work Light and Coolant Hose



Foot Brake

**Recommended Accessories**

L634T  
Taper Turning Attachment

L296  
Quick Change Toolpost

L048  
Right Hand Turning Tool Holder

L049  
Left Hand Turning Tool Holder



Product Brochure For L632D

**L041**  
 Right Hand Turning Tool Holder




**L042**  
 Left Hand Turning Tool Holder



**L453**  
 Lathe Turning Tool Kit - 3 piece  
 Insert Type



**L459**  
 Lathe Threading Tool Kit - Insert  
 Type



**L467**  
 Professional Lathe Parting Tool  
 Kit - Insert Type



**C054**  
 4MT Live Centre



**C046**  
 4MT Pipe Centre - 70° Cone



**C290**  
 Heavy Duty Drill Chuck - Keyed  
 Type



**C294**  
 Industrial Drill Chuck - Keyless  
 Type



**D454A**  
 4MT x JT3 Drill Chuck Arbor



**D422**  
 Drill Sleeve - Morse Taper



**D424**  
 Drill Sleeve - Morse Taper



Product Brochure For L632D

D1272

Metric Precision HSS Drill Set - 25 Piece



D1282

Imperial Precision HSS Drill Set - 29 Piece



D126

Metric Precision HSS Drill Set - 170 Pieces



D119

Metric 2MT HSS Drill Set



S090A

Soluble Metal Cutting Fluid - 1 Litre



S090

Soluble Metal Cutting Fluid - 5 Litre



S076

Cutting Tool Lubricant Fluid - 500ml



S077

Drilling, Tapping & Cutting Tool Lubricant Spray - 400g



S075

Cutting Tool Lubricant Paste - 200g



S074

Cutting Tool Lubricant Paste - 500g



S091

Soluble Metal Cutting Fluid - 20 Litre



G660

Lathe Leadscrew Cover Kit



Product Brochure For L632D

A358  
 Sky Hook Lifting Device



A358A  
 Chuck Hook



L300  
 Magnetic Swarf Remover




M9991  
 Magnetic Floor Sweeper



M800  
 Rubber Mat - Anti-Fatigue



M805  
 Rubber Mat - Anti-Fatigue



O000  
 SpillFix Universal Organic Absorbent



O000A  
 Natural Zeolite Absorbent



O043  
 Rust & Corrosion Preventive - Penetrant & Lubricant



O042  
 General Purpose Lubricant & Corrosion Inhibitor



O040  
 Rust & Corrosion Preventive - Penetrant & Lubrication



O044  
 Rust & Corrosion Preventive - Penetrant & Lubrication

