

CHV-160V - Safeway Compact Hydraulic Vice

160mm Jaw Width
 240mm Jaw Opening

Back In Stock Soon

Ex GST **Inc GST**
\$2,090.00 **\$2,299.00**



ORDER CODE:	V322
MODEL:	CHV-160V
Jaw Width (mm):	160
D - Jaw Width (mm):	161
J - Jaw Opening (mm):	240
J1 - Jaw Opening with Optional Jaws (mm):	240 - 320
J2 - Jaw Opening with Optional Jaws (mm):	240 - 360
J3 - Jaw Opening with Optional Jaws (mm):	240 - 470
K - Jaw Height (mm):	58
Pressure (kgf):	5500
A (mm):	630
B (mm):	495
C (mm):	135
E (mm):	160
F (mm):	163
G (mm):	85
H (mm):	15
I (mm):	130
L (mm):	22
M (mm):	125
N (mm):	18
P (mm):	14
X (mm):	65
Y (mm):	105
Nett Weight (kg):	58

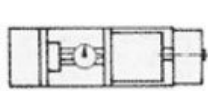
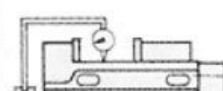
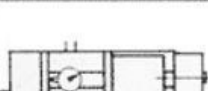
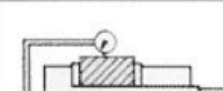

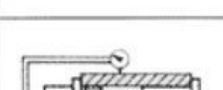
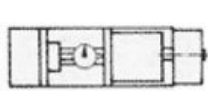
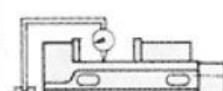
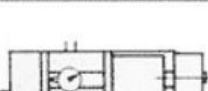
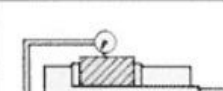

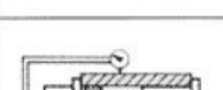
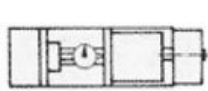
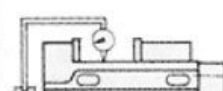


Description

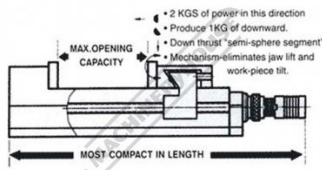
Safeway Precision 160mm Compact Hydraulic Vice for use where precise work holding is required in a restricted space.

Features

- Precision ground on all surfaces
- Flame-hardened bed to HRC 45
- Semi-sphere to eliminate jaw lift
- swarf covers over leadscrew
- Toleranced for use as matched pairs

NO	TEST REPORT	JIS grade 1.	GUARANTEED	 ①  ④	
1	Both jaw plate parallel	0.020 100mm	0.020 100mm	 ②  ⑤	
2	Keyways on bottom of vise bed square to clamping surface of jaw plate.	0.020 100mm	0.015 100mm	 ③  ⑥	
3	Vise side-lock on bottom to slide way square.	0.020 100mm	0.010 100mm	 ①  ④	
4	Surface of vise bed parallel to bottom of vise body.	0.020 100mm	0.010 100mm	 ②  ⑤	
5	Top of rectangular test block clamped tightly by jaw parallel to bottom of vise body	0.030 100mm	0.020 100mm	 ③  ⑥	
6	Max. opening test block parallel to bottom of vise body.	0.050 100mm	0.030 100mm	 ①  ④	

Specific Features



Insert

Recommended Accessories

V3203

Safeway Standard Hardened Jaws - 160mm

V3204

Safeway End Mount Hardened Jaws - 160mm

V3212

Safeway Serrated Hardened Jaws - 160mm

V3208

Safeway Vee Hardened Jaw - 160mm

