

Product Brochure For W07716A

## TMA62010 - BuildPro Modular Welding Table - Standard Finish

Reversible Table Plates  
 1960 x 1000 x 900mm (LxWxH)

**Ex GST**                      **Inc GST**  
**\$3,740.00**                    **\$4,114.00**



ORDER CODE:	W07716A
MODEL:	TMA62010
Type:	BuildPro Table & Standard Finish
Leg Frame Type:	Includes Legs
Table Top Size (mm):	1960 x 1000
Table Height with Stand (mm):	900
Table Side Height (mm):	~
Top Plate Thickness (mm):	16
Grid Pattern (mm):	50 x 50
Table Hole Diameter (mm):	Ø16
Table Slots (mm):	40
Table Load Capacity (kg):	2500
Nett Weight (kg):	306

**BuildPro™**



### Description

BuildPro® Models

#### NEW REVERSIBLE SELF-LOCATING TABLE PLATES!

The very practical, modular design of the BuildPro® Table makes it easy to set-up and tear down for job at hand, big or small. Save time and money by holding, positioning and locating quickly and easily with a wide variety of BuildPro® clamps and accessories.

In this economy, we know you need to be flexible and responsive to new business opportunities by reducing set-up time, improving consistency and work quality and remaining competitive in both pricing and delivery in a wide variety of jobs; short runs, volume production, prototypes, and multiple jobs in fabrication, repairs, and maintenance.

#### Accuracy:

Table flatness : 0.30mm / 914.4mm  
 Hole diameter : 16mm + 0.05mm  
 Hole spacing : 50mm ± 0.038mm  
 Plate thickness : 16mm ± 0.10mm

All BuildPro® Tables have 16mm thick steel plate with Ø16mm holes in a 50mm grid pattern. All tables, except BuildPro® MAX, have 40mm slots between plates.

### Features


- Standard table material finish
- Ø16mm holes
- 16mm thick plate
- 50 x 50mm grid pattern
- 900mm table height
- Includes legs

Product Brochure For W07716A


**Specific Features**



Shown Welding with Optional Accessories



Shown with Optional Accessories Setting Up Go Cart Frame



Shown with Optional Accessories Setting Up Sheetsteel




Shown with Optional Accessories Setting Up Frame



Shown with Optional Accessories Setting Up Frame 2



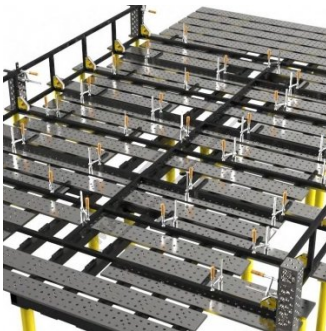
Shown with Optional Accessories Setting Up Frame 3



Shown with Optional Accessories Setting Up Frame 4



Shown with Optional Accessories Setting Up Frame 5




Shown with Optional Accessories and Joining Multiple Tables

Product Brochure For W07716A

sales@machineryhouse.com.au  
 www.machineryhouse.com.au

**Recommended Accessories**

**W08180**  
 Modular Pipe & Tube Notcher



**C103**  
 9" Drill Press Locking Clamp



**W08515**  
 38mm Material Stop (Spigot Type)



**W07716**  
 BuildPro Modular Welding Table Top - Standard Finish



**W07748**  
 BuildPro Levelling Caster - 1 Piece



**W07755**  
 BuildPro Fixturing Plate



**W07756**  
 BuildPro Fixturing Plate



**W07760**  
 BuildPro Individual Plate - Standard Finish



Product Brochure For W07716A


W07742

BuildPro HD Table Leg - 1 Piece



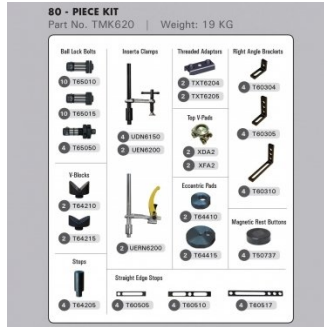
W07772

BuildPro Modular Fixturing Kit



W07774

BuildPro Modular Fixturing Kit



W07776

BuildPro Modular Fixturing Kit



W07778

BuildPro Modular Fixturing Kit

W07780

BuildPro Modular Fixturing Kit

W07782

BuildPro Modular Fixturing Kit

W07784

BuildPro Modular Fixturing Kit

