

Product Brochure For L255VS

DASHIN CHAMPION 2500VS - Centre Lathe

Ø390 x 1250mm Turning Capacity - Ø55mm Spindle Bore
 Includes Digital Readout System, Variable Spindle Speed & (CSS)
 Constant Surface Speed System

Ex GST **Inc GST**
\$40,950.00 **\$45,045.00**



ORDER CODE:	L255VS
MODEL:	DASHIN CHAMPION 2500
Swing Over Bed (mm):	390
Distance Between Centres (mm):	1250
Spindle Bore (mm):	55
Swing In Gap (mm):	610
Swing Over Cross-slide (mm):	240
Digital Readout System Fitted:	Yes
Quick Change Toolpost Fitted:	Optional
Leadscrew Covers Fitted:	Yes
Taper Turning Attachment:	-
Coolant System:	Yes
Tool Height To Suit (mm):	20
Centre Height (mm):	190
Spindle Nose Size or Type:	D1-6
Bed Width (mm):	270
Headstock Spindle Taper (MT):	6
Tailstock Taper (MT):	4
Cross Slide Travel (mm):	230
Compound Slide Travel (mm):	120
Leadscrew Type:	Metric
Metric Cross Feed (X-Axis) (mm/rev):	0.02 - 0.5
Imperial Cross Feed (X-Axis) (inch/rev):	~
Metric Longitudinal Feed (Z-Axis) (mm/rev):	0.040 - 1.00
Imperial Longitudinal Feed (Z-Axis) (inch/rev):	~
Metric Thread Steps & Pitch (No. / mm):	39(0.2 - 14)
Imperial Thread Steps & TPI (No. / TPI):	45(2 - 72)
3 Jaw Chuck Diameter (mm):	230
4 Jaw Chuck Diameter (mm):	250
Spindle Steps / Speeds (No. / rpm):	Variable (18 - 2500)
Motor Power (kW / hp):	5.5 / 7.5
Voltage / Amperage (V / amp):	415
Nett Weight (kg):	1500



Description

The Dashin Champion 2500VS Industrial quality centre lathe is manufactured in Taiwan to a precision engineering high tolerance & superior excellence to cope with the everyday turning job or task. This exceptional 2500VS centre lathe is essentially based of the Dashin Champion 1550 model but upgraded with many fine features to assist & enhance your turning experience.

To sum it up this Dashin Champion 2500VS package is complete with the most desirable features that's not normally found on your standard conventional lathe, like (CSS) constant surface speed system, Yaskawa high performance vari-speed inverter drive, dual braking - mechanical & electrical system & torque limit clutch on the feed shaft for additional safety just to name a few.

This lathe is certainly the best of the best when it comes to turning quality precise parts we all require from a metal turning lathe.

Features

- 2 axis digital readout system
- YASKAWA Varispeed high-performance, Low-noise, Inverter drive
- Constant surface speed cutting - Allows for auto acceleration of the spindle when facing or reducing diameters
- Electronic variable speed system 18-2500rpm, with high/low speed selector - low noise emissions below 80dba
- Dual braking system - Mechanical foot brake plus electromagnetic for safety
- Feed shaft fitted with torque limiting safety clutch
- Precision Taiwanese machine, sold for over 45 years
- Adjustable taper roller bearings providing spindle accuracy
- Precision 'V'-beds & headstock gears are all hardened & ground

Product Brochure For L255VS

- Chuck guard with safety micro switch cut out
- Overload protection on drive motor and coolant system
- Universal enclosed gearbox incorporating metric & imperial thread capabilities
- Inching button incorporated on the control panel for convenient spindle speed selection
- Foot operated spindle brake with safety cut out switch
- 270mm wide induction hardened heavy duty cast iron bed
- Removable gap bed allowing work piece to swing up to 610mm
- Powered longitudinal and cross feeds
- Clutch in apron enabling pressure adjustment for feeding in both axis
- Metric calibrated dials with clearly marked graduations
- Coolant system with flexible hose enabling operator to manipulate flow direction
- Oil sight glass for head stock and gearbox
- Lubrication pump on saddle oiling slides
- Change gears for metric and imperial thread cutting

Includes

- 230mm 3-jaw chuck with reverse jaws
- 250mm 4-jaw chuck
- Fixed Steady with roller bearings
- Travelling steady with roller bearings
- Chuck guard
- Dead centres
- Thread chasing dial
- Foot brake
- Coolant system
- Rear splash guard
- Spindle reducing bush
- Instruction booklet


Specific Features



Chuck guard with safety micro switch cut out



2 Axis digital readout system



Constant Surface Speed Digital Read Out



Spindle Speed Digital Read Out




Headstock Controls



Speed Control Lever



Feed Lever



Toolpost

Product Brochure For L255VS

sales@machineryhouse.com.au
 www.machineryhouse.com.au



Saddle - Left View



Saddle



Heavy duty tailstock



Slide out tray for easy cleaning




2 Point Travelling Steady




3 Point Fixed Steady



Bed




Leadscrew covers




Safety Micro to Belt Cover



Coolant Nozzle and Work Light



Compound Slide



Cross Slide Handle



Cross Slide Handle



Saddle Handle



Electro Magnetic Disc Brake




Scale for DRO

Product Brochure For L255VS




Adjustable Feed Torque Clutch



Thread Chasing Dial



Saddle controls



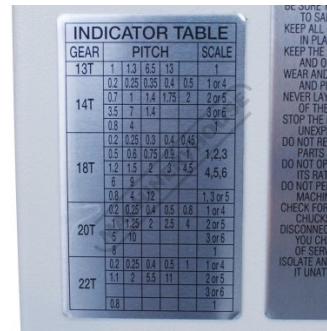
Lubrication pump for slide



Mechanical Foot Brake



Leadscrew Covers



Indicator Table



Feed Chart and Levers



Front View



Left View

Product Brochure For L255VS

sales@machineryhouse.com.au
 www.machineryhouse.com.au

Recommended Accessories

L046
 Right Hand Turning Tool Holder

L047
 Left Hand Turning Tool Holder

L039
 Right Hand Turning Tool Holder

L040
 Left Hand Turning Tool Holder



L452
 Lathe Turning Tool Kit - 3 piece
 Insert Type

L458
 Lathe Threading Tool Kit - Insert
 Type

L466
 Professional Lathe Parting
 Tool Kit - Insert Type

C054
 4MT Live Centre



Product Brochure For L255VS

C046
4MT Pipe Centre - 70° Cone



C290
Heavy Duty Drill Chuck - Keyed Type



C294
Industrial Drill Chuck - Keyless Type



D454A
4MT x JT3 Drill Chuck Arbor



D424
Drill Sleeve - Morse Taper



D422
Drill Sleeve - Morse Taper



D1272
Metric Precision HSS Drill Set - 25 Piece



D1282
Imperial Precision HSS Drill Set - 29 Piece



D126
Metric Precision HSS Drill Set - 170 Pieces



D119
Metric 2MT HSS Drill Set



S090A
Soluble Metal Cutting Fluid - 1 Litre



S090
Soluble Metal Cutting Fluid - 5 Litre



Product Brochure For L255VS

S076

Cutting Tool Lubricant Fluid - 500ml



S077

Drilling, Tapping & Cutting Tool Lubricant Spray - 400g



S075

Cutting Tool Lubricant Paste - 200g



S074

Cutting Tool Lubricant Paste - 500g



S091

Soluble Metal Cutting Fluid - 20 Litre



G662

Lathe Leadscrew Cover Kit



A358

Sky Hook Lifting Device



A358A

Chuck Hook



L300

Magnetic Swarf Remover



M9991

Magnetic Floor Sweeper




M800

Rubber Mat - Anti-Fatigue



M805

Rubber Mat - Anti-Fatigue



Product Brochure For L255VS

O000

SpillFix Universal Organic Absorbent



O000A

Natural Zeolite Absorbent



O043

Rust & Corrosion Preventive - Penetrant & Lubrication



O042

General Purpose Lubricant & Corrosion Inhibitor



O040

Rust & Corrosion Preventive - Penetrant & Lubrication



O044

Rust & Corrosion Preventive - Penetrant & Lubrication

